



ST. JOSEPH'S COLLEGE OF NURSING
at St. Joseph's Hospital Health Center

Campus Climate Survey Summary

Consistent with New York State Education Law 129-B and policies of St. Joseph's College of Nursing; faculty, staff, and students participated in the annual Campus Climate Survey in March 2021. The Survey gathered information about student and employee experience with sexual and interpersonal violence and knowledge of policies and resources.

106 faculty, staff, and students participated.

- Faculty 17
- Staff 8
- Students (All four options) 71

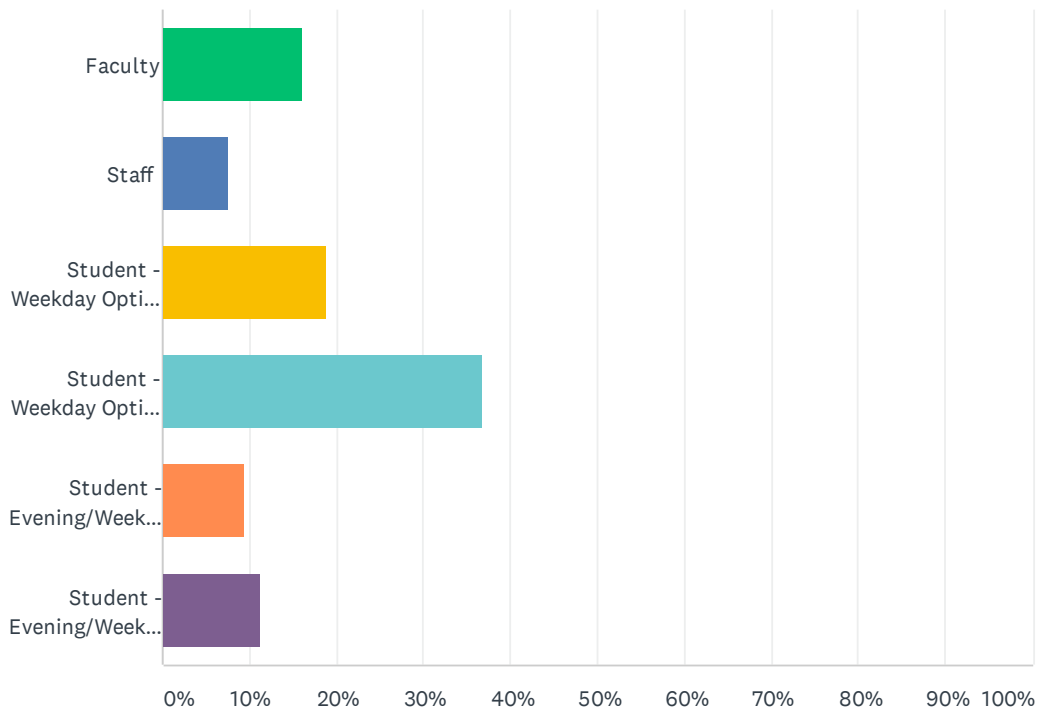
In general, faculty, staff, and students indicated they:

- have received training in policies, procedures, and prevention regarding sexual assault; and feel the training was useful;
- feel safe on campus;
- feel valued;
- would know who to report an incident to;
- know the difference between confidentiality and privacy;
- know the difference between penal law and institutional policy; and
- know who the Title IX Coordinator is.

The next Campus Climate Survey will be administered Spring Semester 2022.

Q1 Please choose your role or enrollment at the College

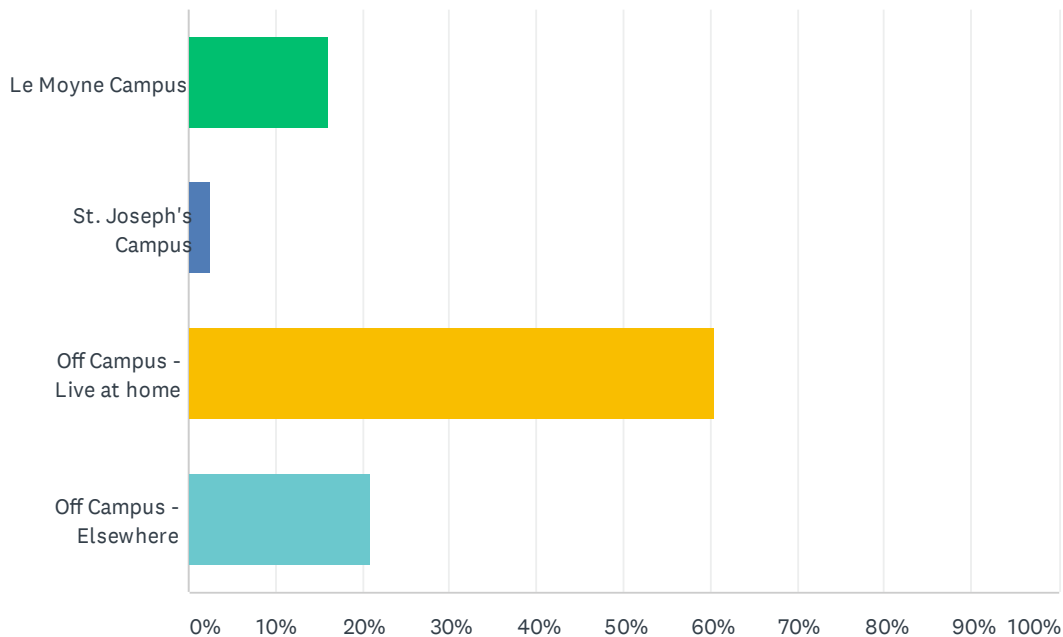
Answered: 106 Skipped: 0



ANSWER CHOICES	RESPONSES	
Faculty	16.04%	17
Staff	7.55%	8
Student - Weekday Option Associate Degree	18.87%	20
Student - Weekday Option Dual Degree Partnership (DDPN)	36.79%	39
Student - Evening/Weekend Option Associate Degree	9.43%	10
Student - Evening/Weekend Option Accelerated Dual Degree Partnership (ADDPN)	11.32%	12
TOTAL		106

Q2 While in the program, where do you live?

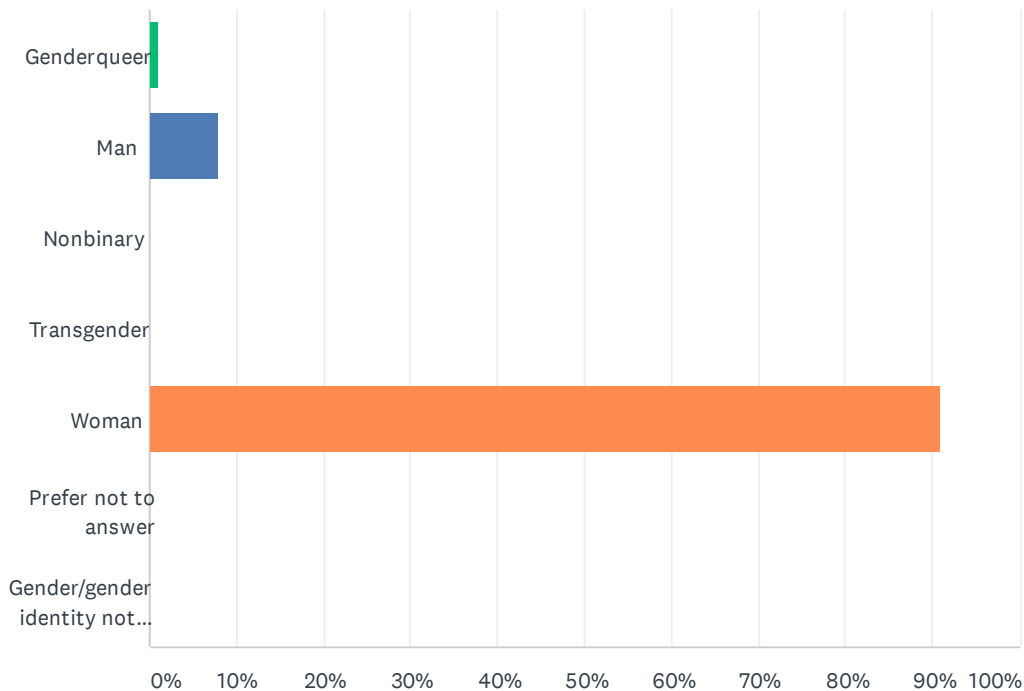
Answered: 81 Skipped: 25



ANSWER CHOICES	RESPONSES	
Le Moyne Campus	16.05%	13
St. Joseph's Campus	2.47%	2
Off Campus - Live at home	60.49%	49
Off Campus - Elsewhere	20.99%	17
TOTAL		81

Q3 What is current gender/gender identity?

Answered: 101 Skipped: 5

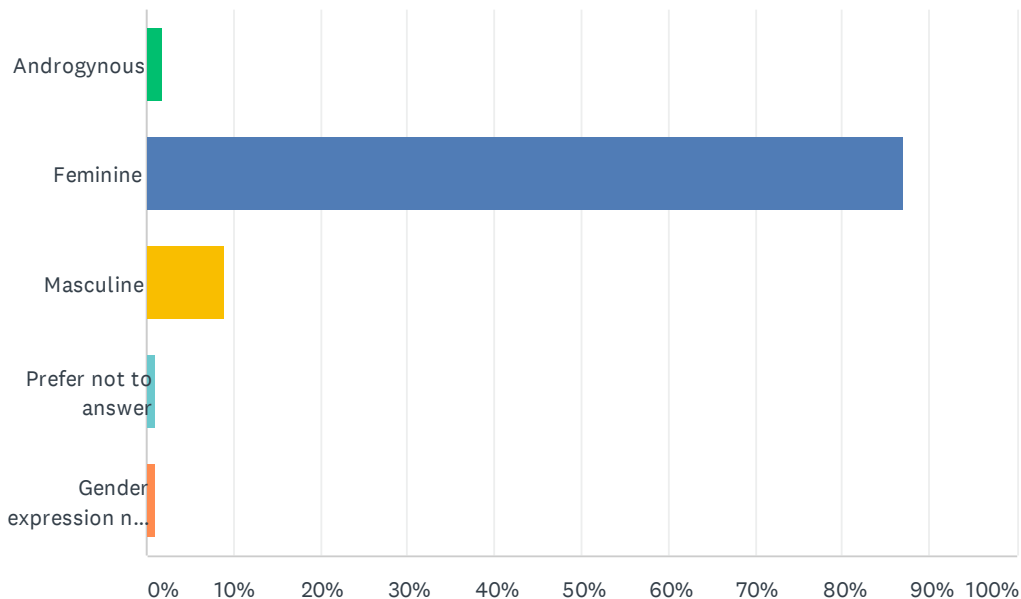


ANSWER CHOICES	RESPONSES	
Genderqueer	0.99%	1
Man	7.92%	8
Nonbinary	0.00%	0
Transgender	0.00%	0
Woman	91.09%	92
Prefer not to answer	0.00%	0
Gender/gender identity not listed here. Please specify:	0.00%	0
TOTAL		101

#	GENDER/GENDER IDENTITY NOT LISTED HERE. PLEASE SPECIFY:	DATE
	There are no responses.	

Q4 What is your current gender expression?

Answered: 101 Skipped: 5

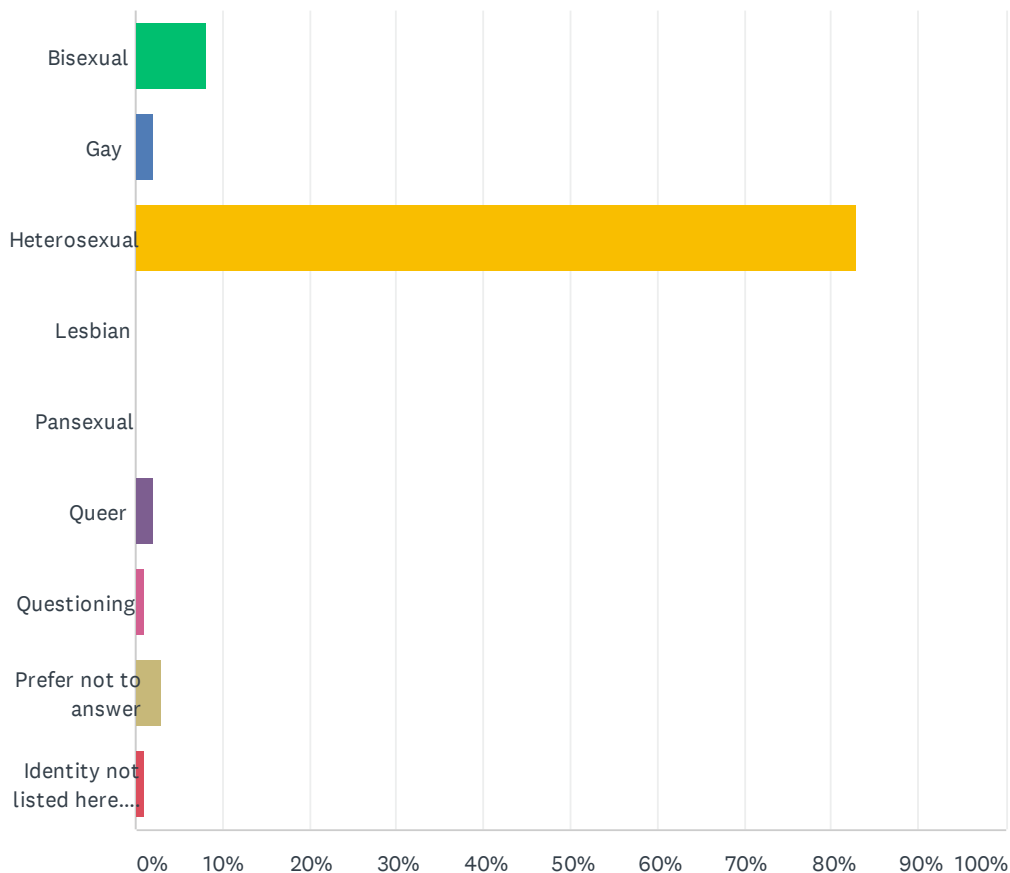


ANSWER CHOICES	RESPONSES
Androgynous	1.98% 2
Feminine	87.13% 88
Masculine	8.91% 9
Prefer not to answer	0.99% 1
Gender expression not listed here. Please specify:	0.99% 1
TOTAL	101

#	GENDER EXPRESSION NOT LISTED HERE. PLEASE SPECIFY:	DATE
1	I don't understand what this question is asking	3/10/2021 10:12 AM

Q5 Please indicate which choice most accurately describes your sexual identity.

Answered: 99 Skipped: 7

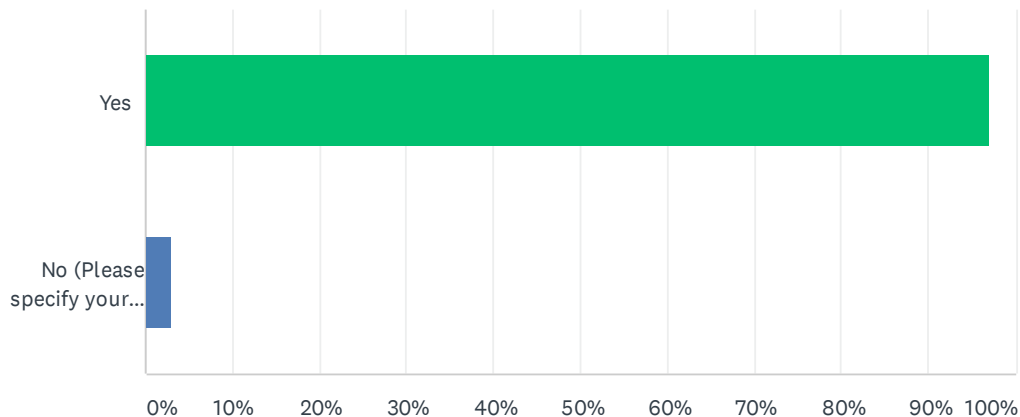


ANSWER CHOICES	RESPONSES	
Bisexual	8.08%	8
Gay	2.02%	2
Heterosexual	82.83%	82
Lesbian	0.00%	0
Pansexual	0.00%	0
Queer	2.02%	2
Questioning	1.01%	1
Prefer not to answer	3.03%	3
Identity not listed here. Please specify:	1.01%	1
TOTAL		99

#	IDENTITY NOT LISTED HERE. PLEASE SPECIFY:	DATE
---	---	------

Q6 Is English your primary language?

Answered: 101 Skipped: 5

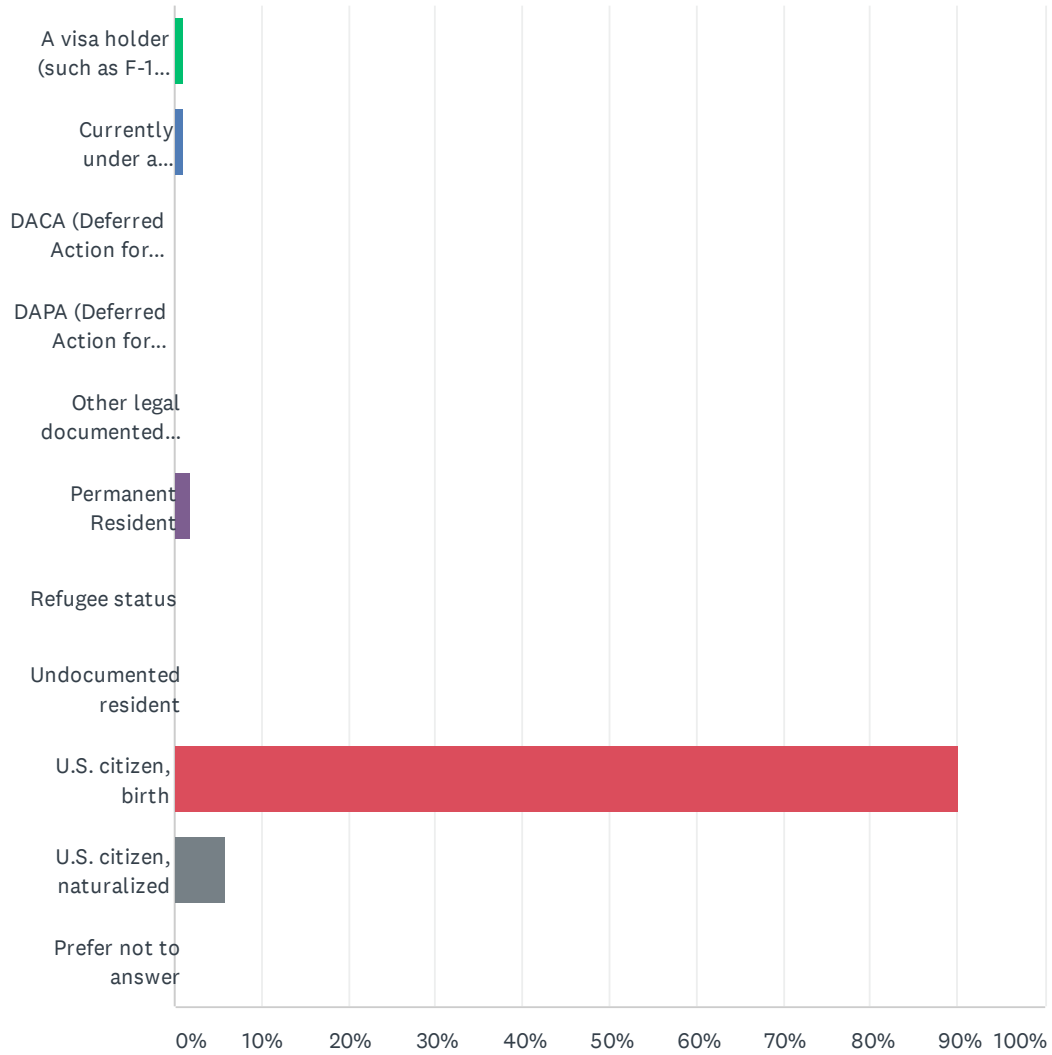


ANSWER CHOICES	RESPONSES
Yes	97.03% 98
No (Please specify your primary language)	2.97% 3
TOTAL	101

#	NO (PLEASE SPECIFY YOUR PRIMARY LANGUAGE)	DATE
1	Nepali	4/1/2021 4:25 PM
2	Ukrainian	3/24/2021 5:22 PM
3	Kiswahili	3/17/2021 9:49 PM

Q7 What is your citizen/immigrant status in the U.S.

Answered: 101 Skipped: 5

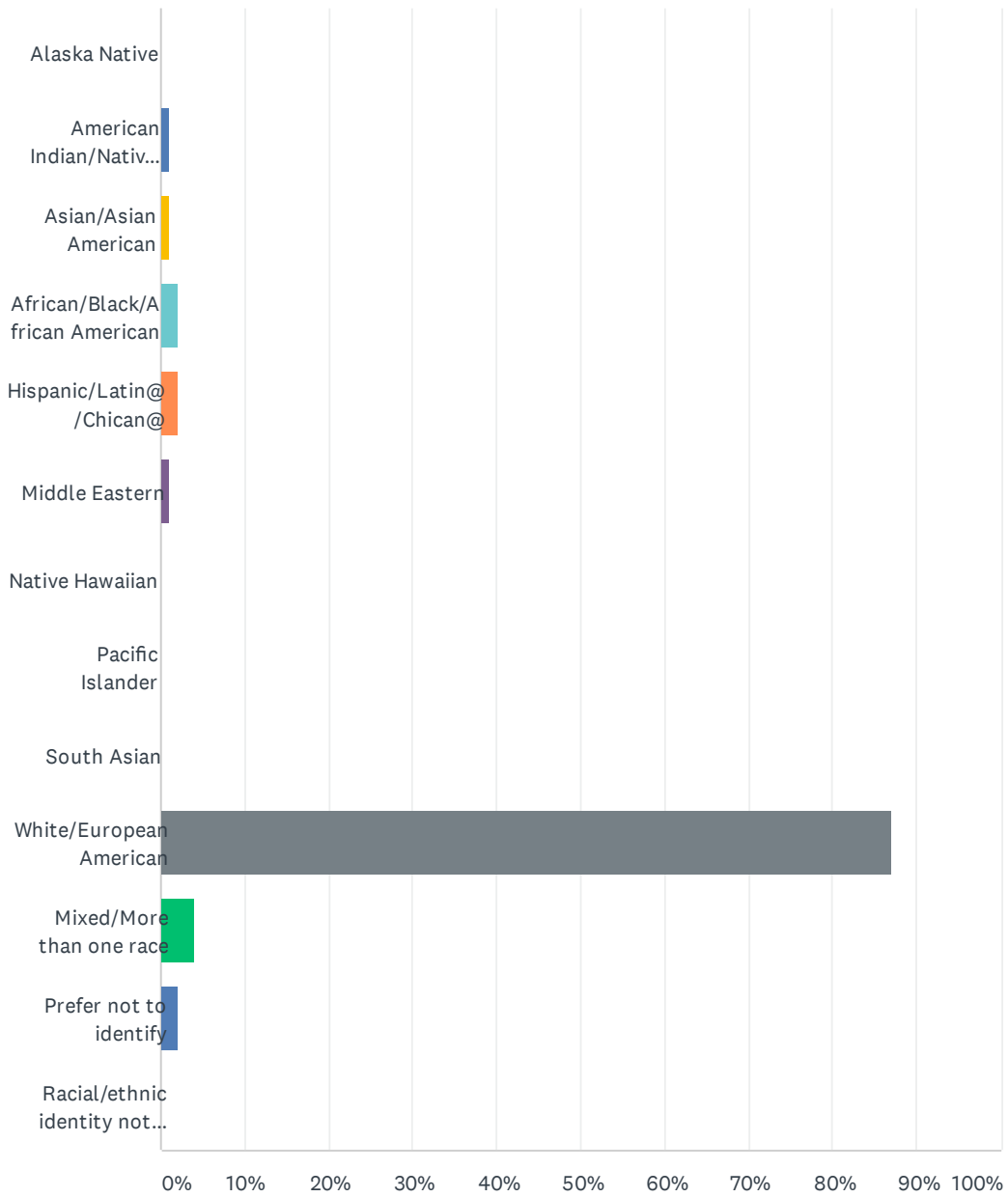


Campus Climate Survey

ANSWER CHOICES	RESPONSES	
A visa holder (such as F-1, J-1, H1-B, U)	0.99%	1
Currently under a withholding of removal status	0.99%	1
DACA (Deferred Action for Childhood Arrival)	0.00%	0
DAPA (Deferred Action for Parental Accountability)	0.00%	0
Other legal documented status	0.00%	0
Permanent Resident	1.98%	2
Refugee status	0.00%	0
Undocumented resident	0.00%	0
U.S. citizen, birth	90.10%	91
U.S. citizen, naturalized	5.94%	6
Prefer not to answer	0.00%	0
TOTAL		101

Q8 Please indicate which group below most accurately describes your racial/ethnic identification.

Answered: 100 Skipped: 6



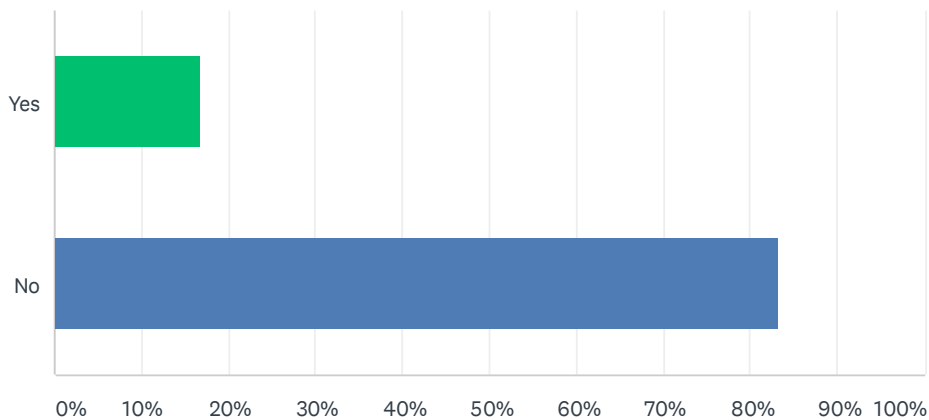
Campus Climate Survey

ANSWER CHOICES	RESPONSES	
Alaska Native	0.00%	0
American Indian/Native American	1.00%	1
Asian/Asian American	1.00%	1
African/Black/African American	2.00%	2
Hispanic/Latin@/Chican@	2.00%	2
Middle Eastern	1.00%	1
Native Hawaiian	0.00%	0
Pacific Islander	0.00%	0
South Asian	0.00%	0
White/European American	87.00%	87
Mixed/More than one race	4.00%	4
Prefer not to identify	2.00%	2
Racial/ethnic identity not listed here. Please specify:	0.00%	0
TOTAL		100

#	RACIAL/ETHNIC IDENTITY NOT LISTED HERE. PLEASE SPECIFY:	DATE
	There are no responses.	

Q9 Do you have a condition/disability that influences your learning, living, or working activities?

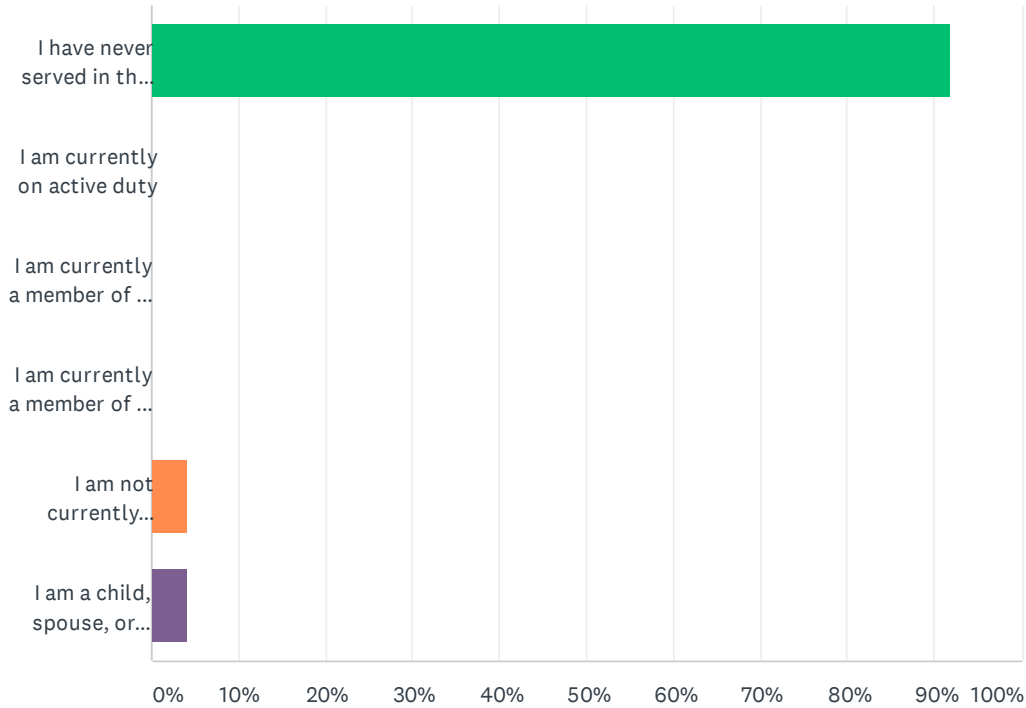
Answered: 101 Skipped: 5



ANSWER CHOICES	RESPONSES	
Yes	16.83%	17
No	83.17%	84
TOTAL		101

Q10 Are you a U.S. Veteran, currently serving in the U.S. military, or have any U.S. military affiliation (e.g. ROTC, family member)? If so, please indicate your primary status:

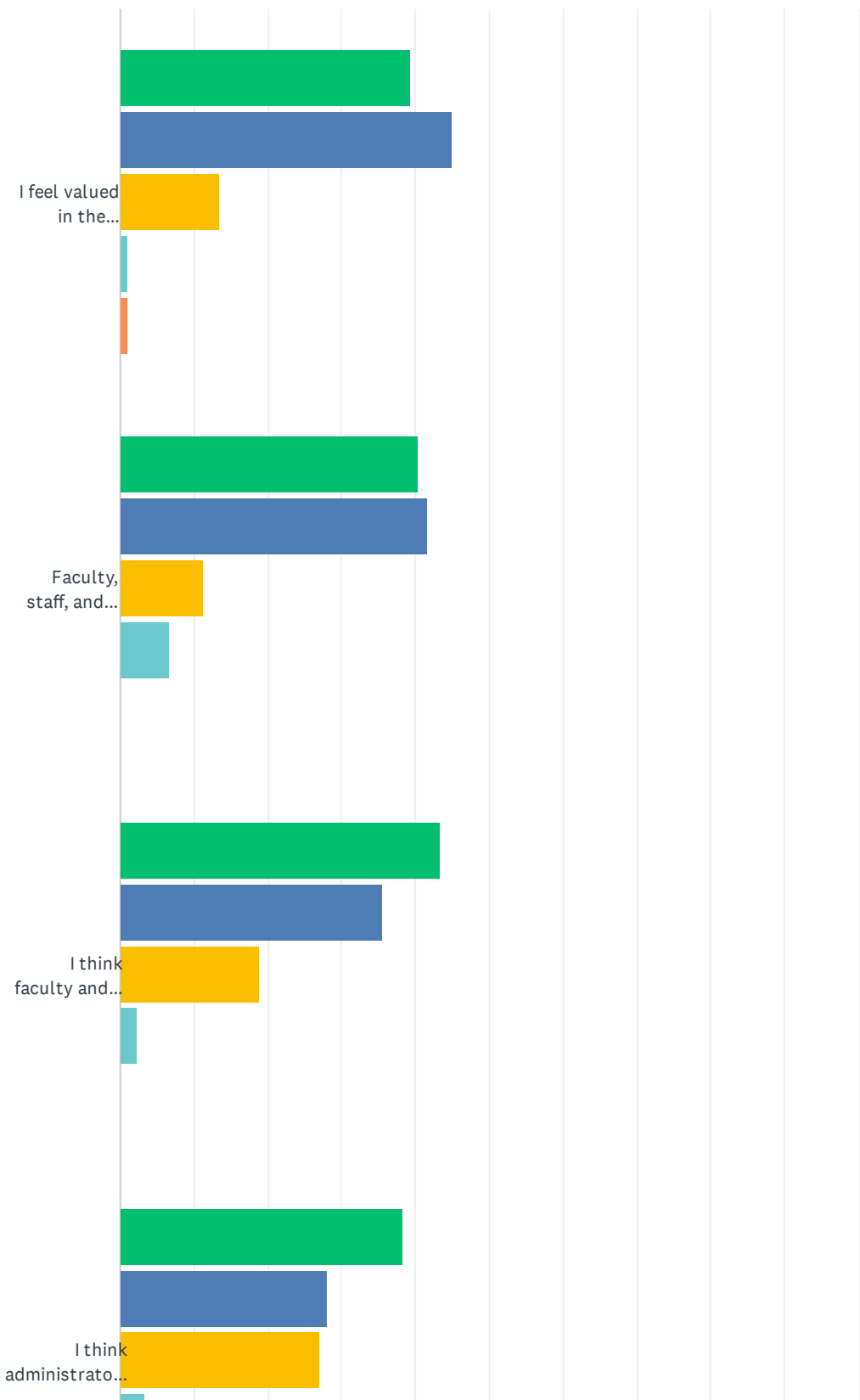
Answered: 98 Skipped: 8



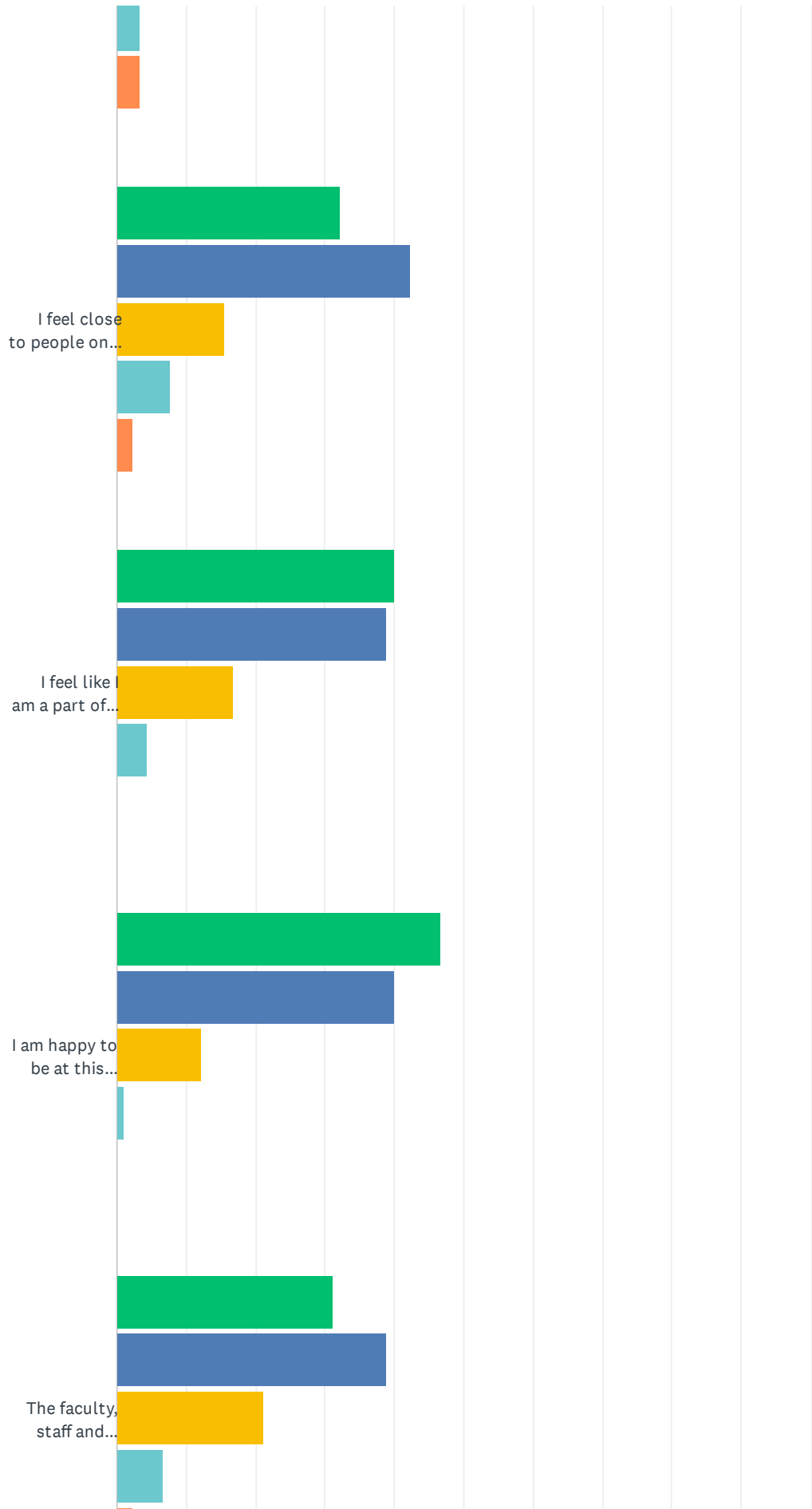
ANSWER CHOICES	RESPONSES	
I have never served in the U.S. Armed Forces	91.84%	90
I am currently on active duty	0.00%	0
I am currently a member of the National Guard	0.00%	0
I am currently a member of the Reserves	0.00%	0
I am not currently serving but have served (e.g. retired/veteran)	4.08%	4
I am a child, spouse, or domestic partner of a current member of the U.S. Armed Forces	4.08%	4
TOTAL		98

Q11 Please indicate your level of agreement with each of the following statements:

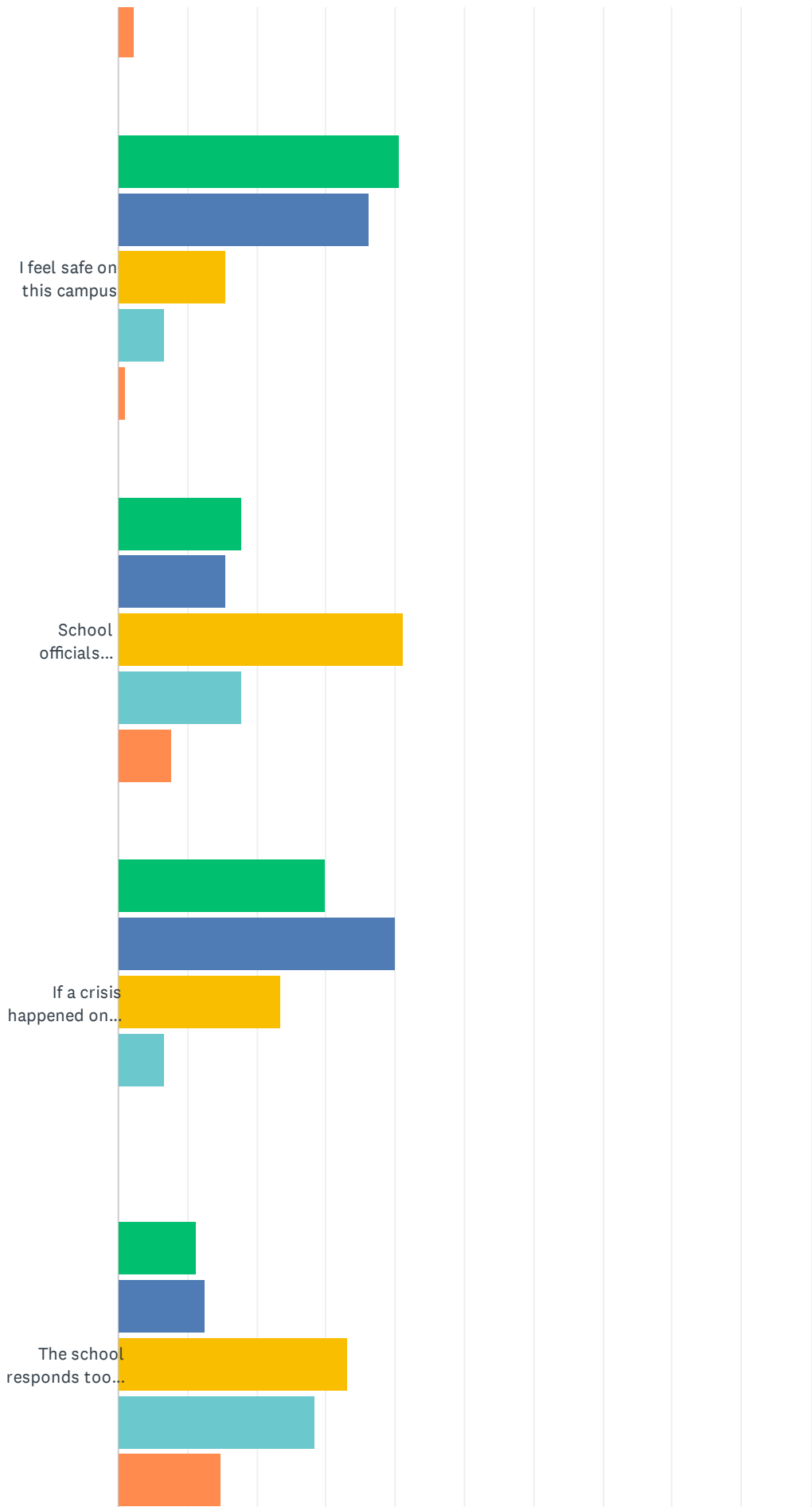
Answered: 91 Skipped: 15



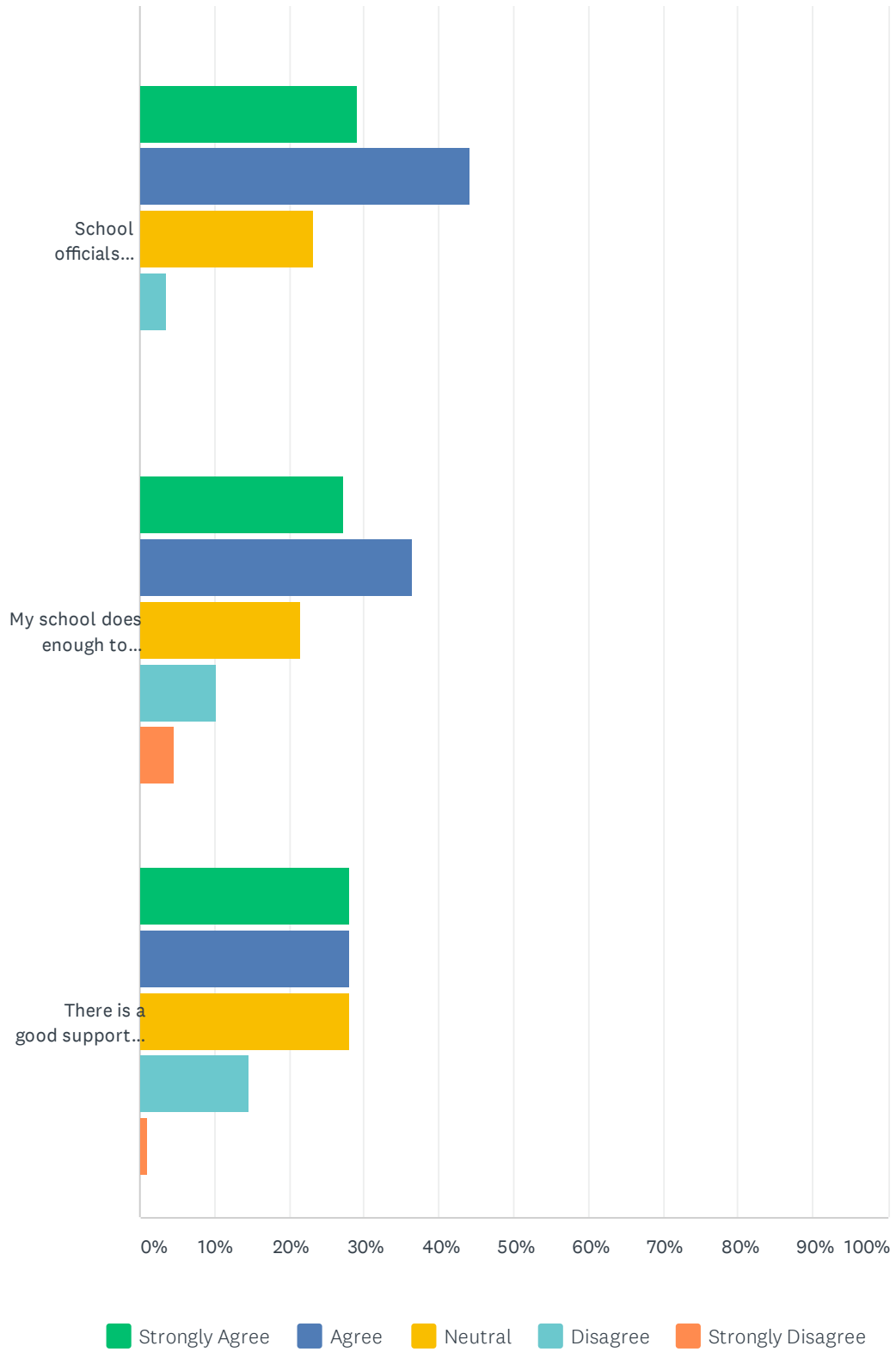
Campus Climate Survey



Campus Climate Survey



Campus Climate Survey

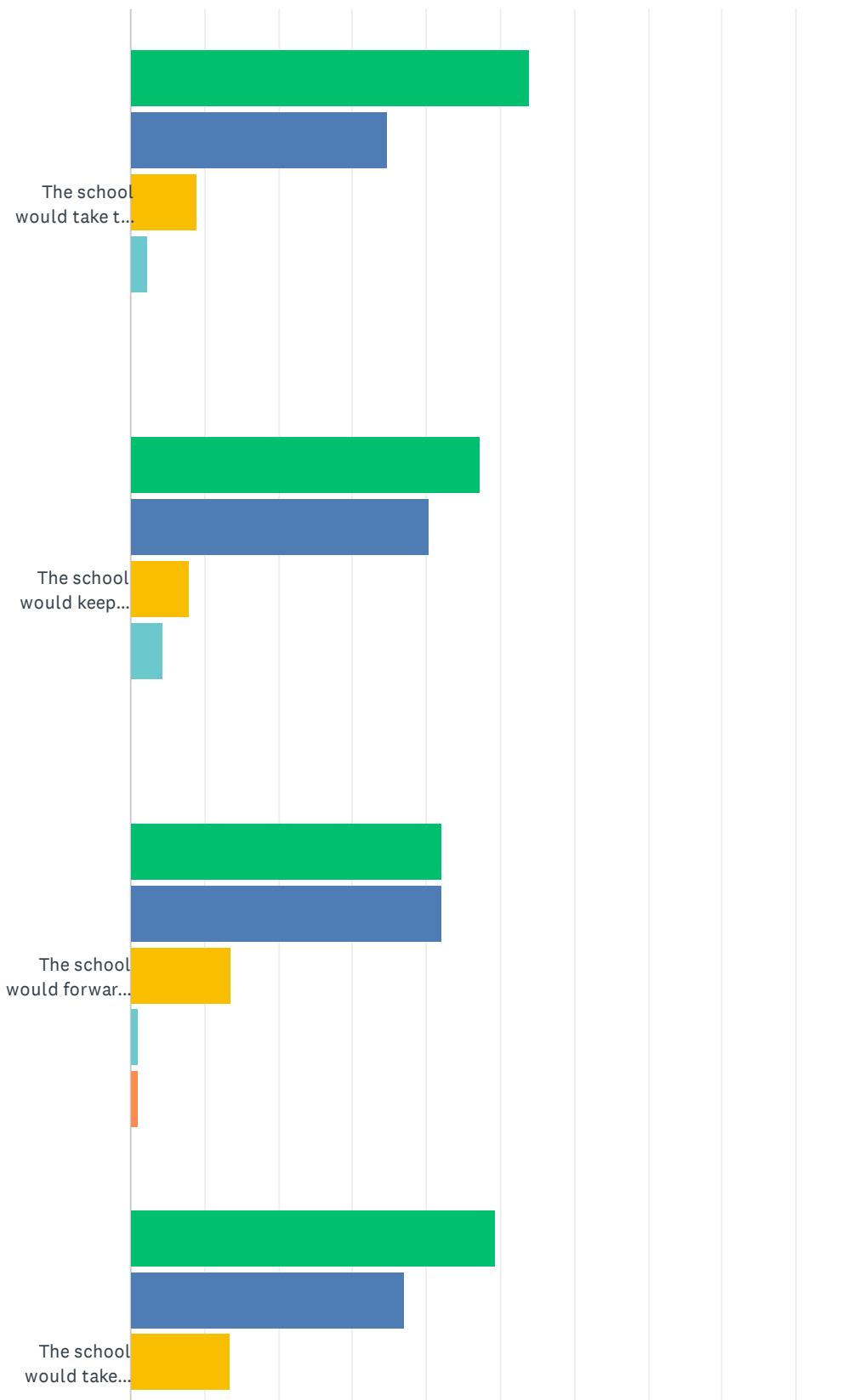


Campus Climate Survey

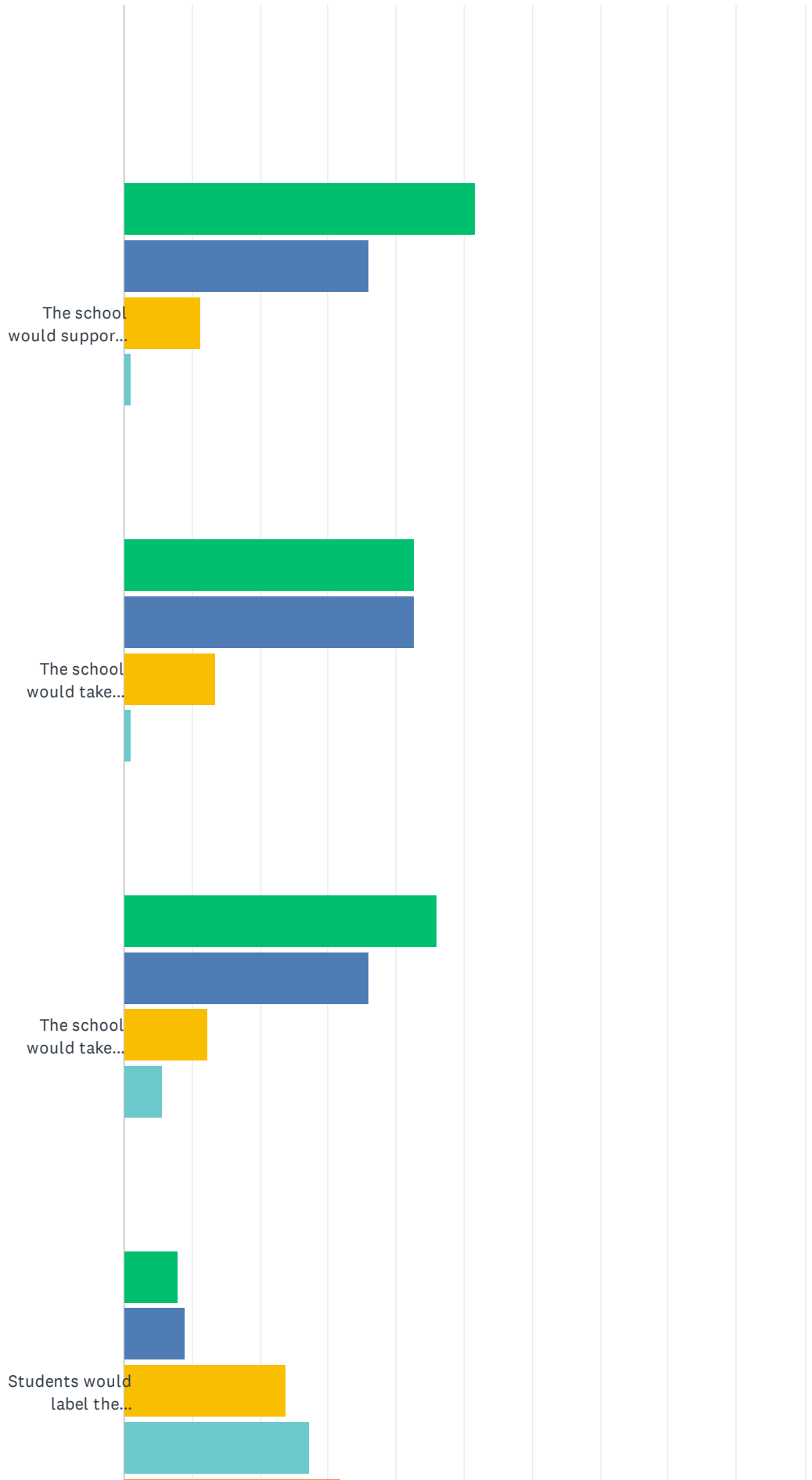
	STRONGLY AGREE	AGREE	NEUTRAL	DISAGREE	STRONGLY DISAGREE	TOTAL
I feel valued in the classroom/learning environment	39.33% 35	44.94% 40	13.48% 12	1.12% 1	1.12% 1	89
Faculty, staff, and administrators respect what students think	40.45% 36	41.57% 37	11.24% 10	6.74% 6	0.00% 0	89
I think faculty and staff are genuinely concerned about my welfare	43.33% 39	35.56% 32	18.89% 17	2.22% 2	0.00% 0	90
I think administrators are genuinely concerned about my welfare	38.20% 34	28.09% 25	26.97% 24	3.37% 3	3.37% 3	89
I feel close to people on this campus	32.22% 29	42.22% 38	15.56% 14	7.78% 7	2.22% 2	90
I feel like I am a part of this school	40.00% 36	38.89% 35	16.67% 15	4.44% 4	0.00% 0	90
I am happy to be at this school	46.67% 42	40.00% 36	12.22% 11	1.11% 1	0.00% 0	90
The faculty, staff and administrators at this school treat students fairly	31.11% 28	38.89% 35	21.11% 19	6.67% 6	2.22% 2	90
I feel safe on this campus	40.66% 37	36.26% 33	15.38% 14	6.59% 6	1.10% 1	91
School officials (administrators, campus safety officers) should do more to protect students from harm	17.78% 16	15.56% 14	41.11% 37	17.78% 16	7.78% 7	90
If a crisis happened on campus, my school would handle it well	30.00% 27	40.00% 36	23.33% 21	6.67% 6	0.00% 0	90
The school responds too slowly in difficult safety situations	11.36% 10	12.50% 11	32.95% 29	28.41% 25	14.77% 13	88
School officials handle safety incidents in a fair and responsible manner	29.07% 25	44.19% 38	23.26% 20	3.49% 3	0.00% 0	86
My school does enough to protect the safety of students	27.27% 24	36.36% 32	21.59% 19	10.23% 9	4.55% 4	88
There is a good support system on campus for students going through difficult times	28.09% 25	28.09% 25	28.09% 25	14.61% 13	1.12% 1	89

Q12 If someone were to report a sexual assault to a campus authority, how likely is it that each of the following would occur?

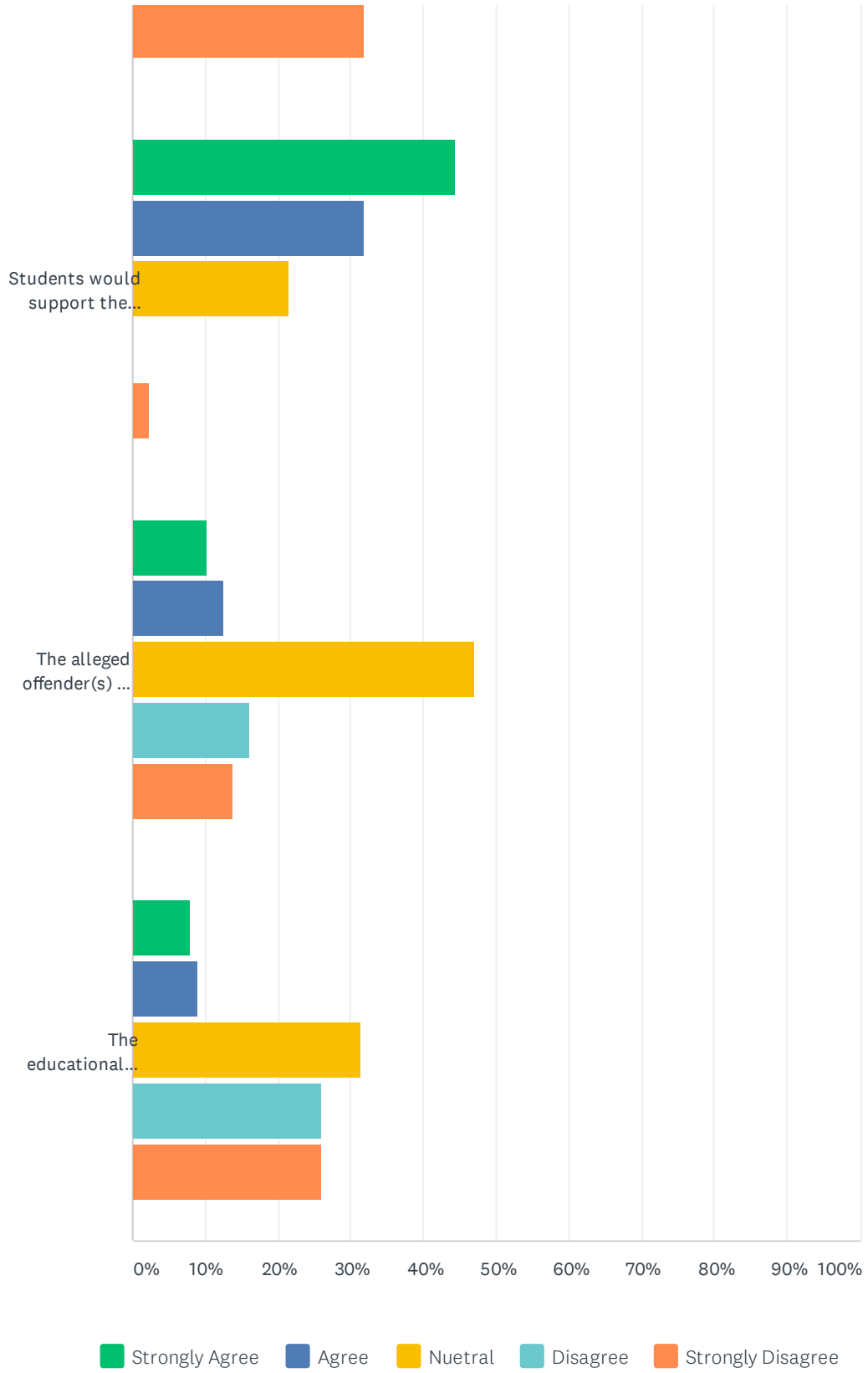
Answered: 89 Skipped: 17



Campus Climate Survey



Campus Climate Survey

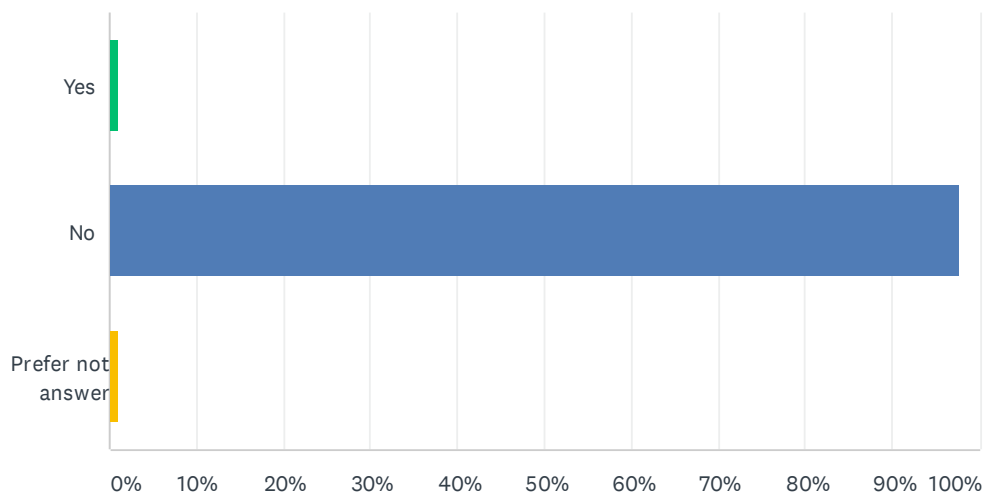


Campus Climate Survey

	STRONGLY AGREE	AGREE	NUETRAL	DISAGREE	STRONGLY DISAGREE	TOTAL
The school would take the report seriously	53.93% 48	34.83% 31	8.99% 8	2.25% 2	0.00% 0	89
The school would keep knowledge of the report limited to those who need to know in order for the school to respond properly	47.19% 42	40.45% 36	7.87% 7	4.49% 4	0.00% 0	89
The school would forward the report outside the campus to criminal investigators	42.05% 37	42.05% 37	13.64% 12	1.14% 1	1.14% 1	88
The school would take steps to protect the safety of the person making the report	49.44% 44	37.08% 33	13.48% 12	0.00% 0	0.00% 0	89
The school would support the person making the report	51.69% 46	35.96% 32	11.24% 10	1.12% 1	0.00% 0	89
The school would take corrective action to address factors that may have led to the sexual assault	42.70% 38	42.70% 38	13.48% 12	1.12% 1	0.00% 0	89
The school would take corrective action against the offender	46.07% 41	35.96% 32	12.36% 11	5.62% 5	0.00% 0	89
Students would label the person making the report as a troublemaker	7.95% 7	9.09% 8	23.86% 21	27.27% 24	31.82% 28	88
Students would support the person making the report	44.32% 39	31.82% 28	21.59% 19	0.00% 0	2.27% 2	88
The alleged offender(s) or their associates would retaliate against the person making the report	10.34% 9	12.64% 11	47.13% 41	16.09% 14	13.79% 12	87
The educational achievement/career of the person making the report would suffer	7.87% 7	8.99% 8	31.46% 28	25.84% 23	25.84% 23	89

Q13 Have you experienced unwanted sexual contact on this campus (St. Joseph's College of Nursing)?

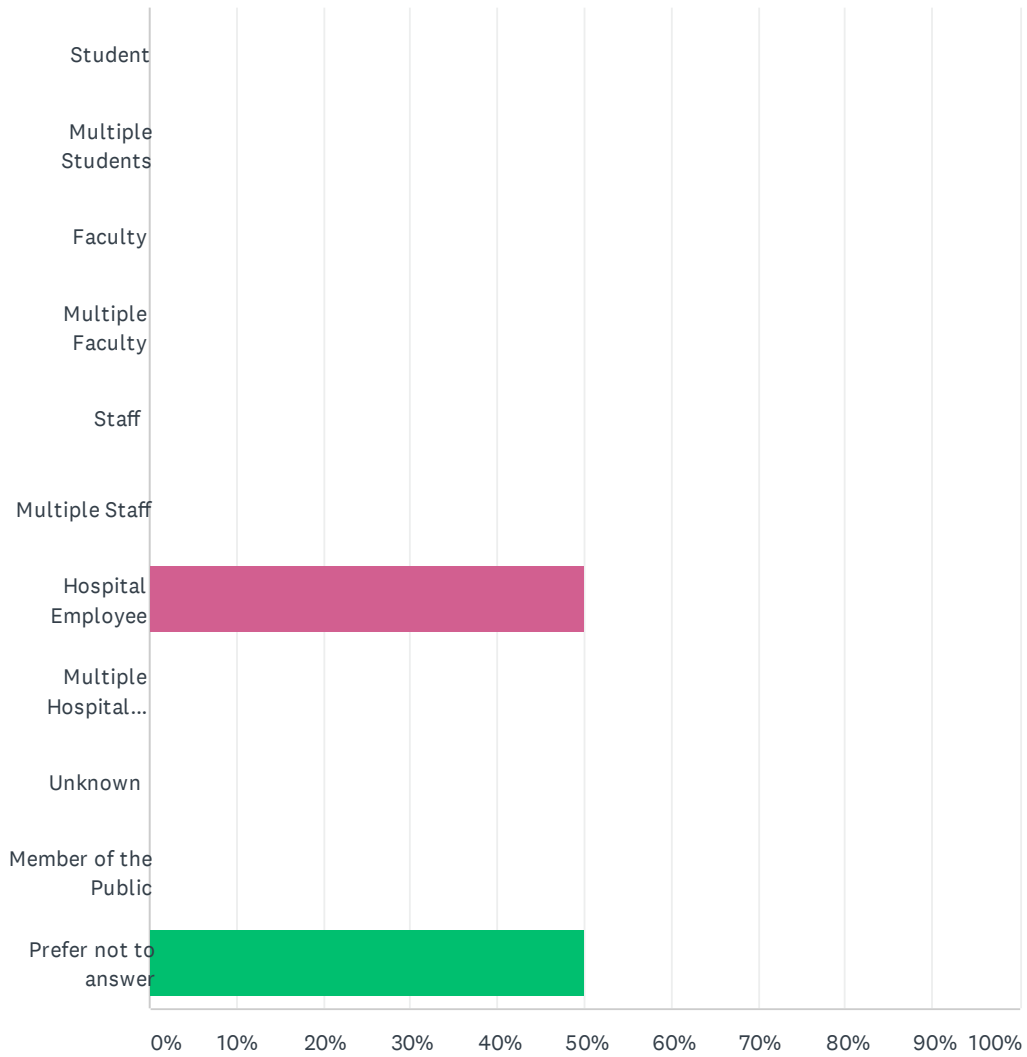
Answered: 91 Skipped: 15



ANSWER CHOICES	RESPONSES	
Yes	1.10%	1
No	97.80%	89
Prefer not answer	1.10%	1
TOTAL		91

Q14 Who was/were the person(s) who did this (select all that apply)?

Answered: 2 Skipped: 104

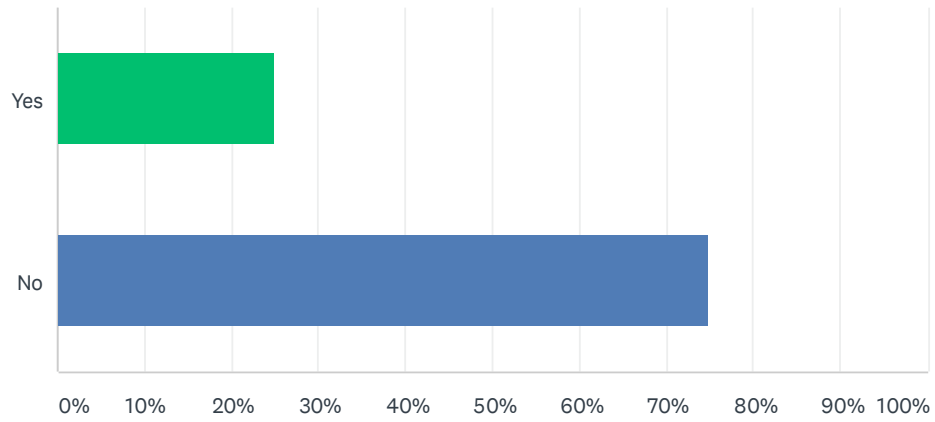


Campus Climate Survey

ANSWER CHOICES	RESPONSES	
Student	0.00%	0
Multiple Students	0.00%	0
Faculty	0.00%	0
Multiple Faculty	0.00%	0
Staff	0.00%	0
Multiple Staff	0.00%	0
Hospital Employee	50.00%	1
Multiple Hospital Employees	0.00%	0
Unknown	0.00%	0
Member of the Public	0.00%	0
Prefer not to answer	50.00%	1
Total Respondents: 2		

Q15 Did you report this incident?

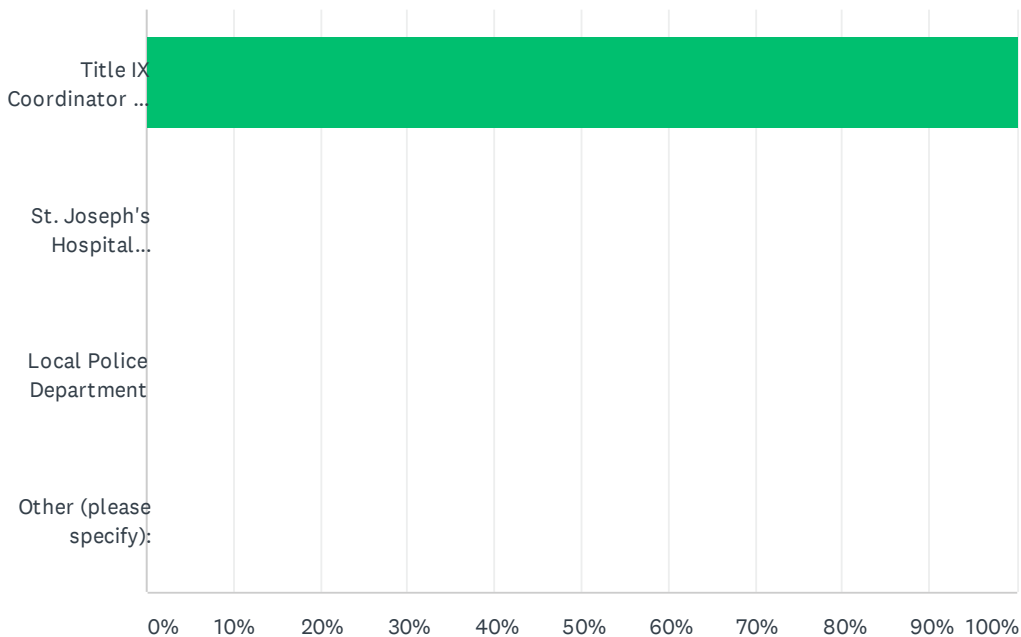
Answered: 4 Skipped: 102



ANSWER CHOICES	RESPONSES	
Yes	25.00%	1
No	75.00%	3
TOTAL		4

Q16 Who did you report this incident to?

Answered: 1 Skipped: 105

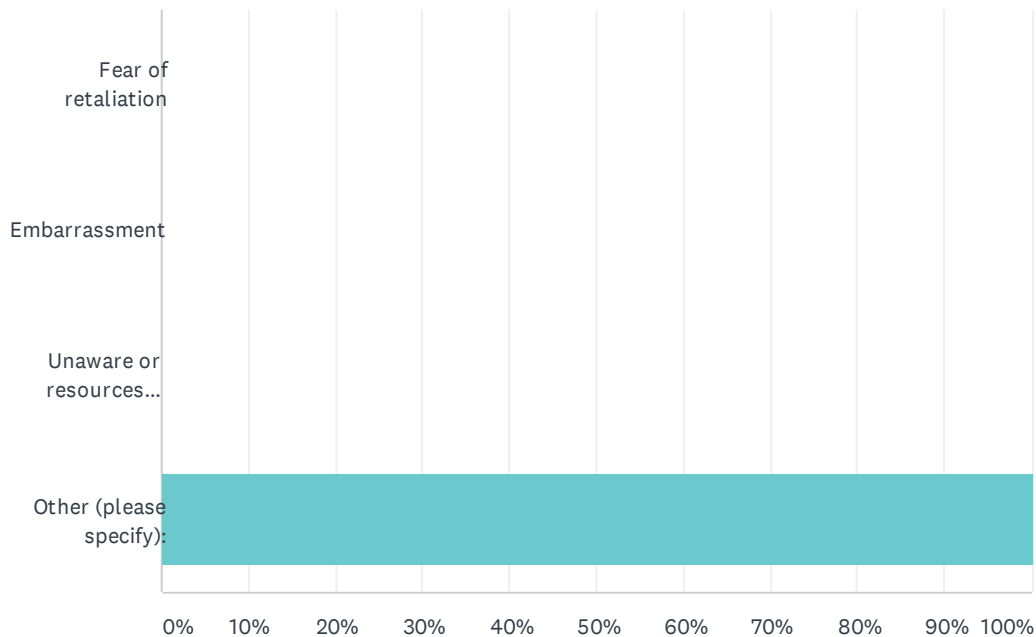


ANSWER CHOICES	RESPONSES	
Title IX Coordinator / Investigator	100.00%	1
St. Joseph's Hospital Security	0.00%	0
Local Police Department	0.00%	0
Other (please specify):	0.00%	0
TOTAL		1

#	OTHER (PLEASE SPECIFY):	DATE
	There are no responses.	

Q17 If you did not report this incident. What prevented you from reporting?

Answered: 1 Skipped: 105

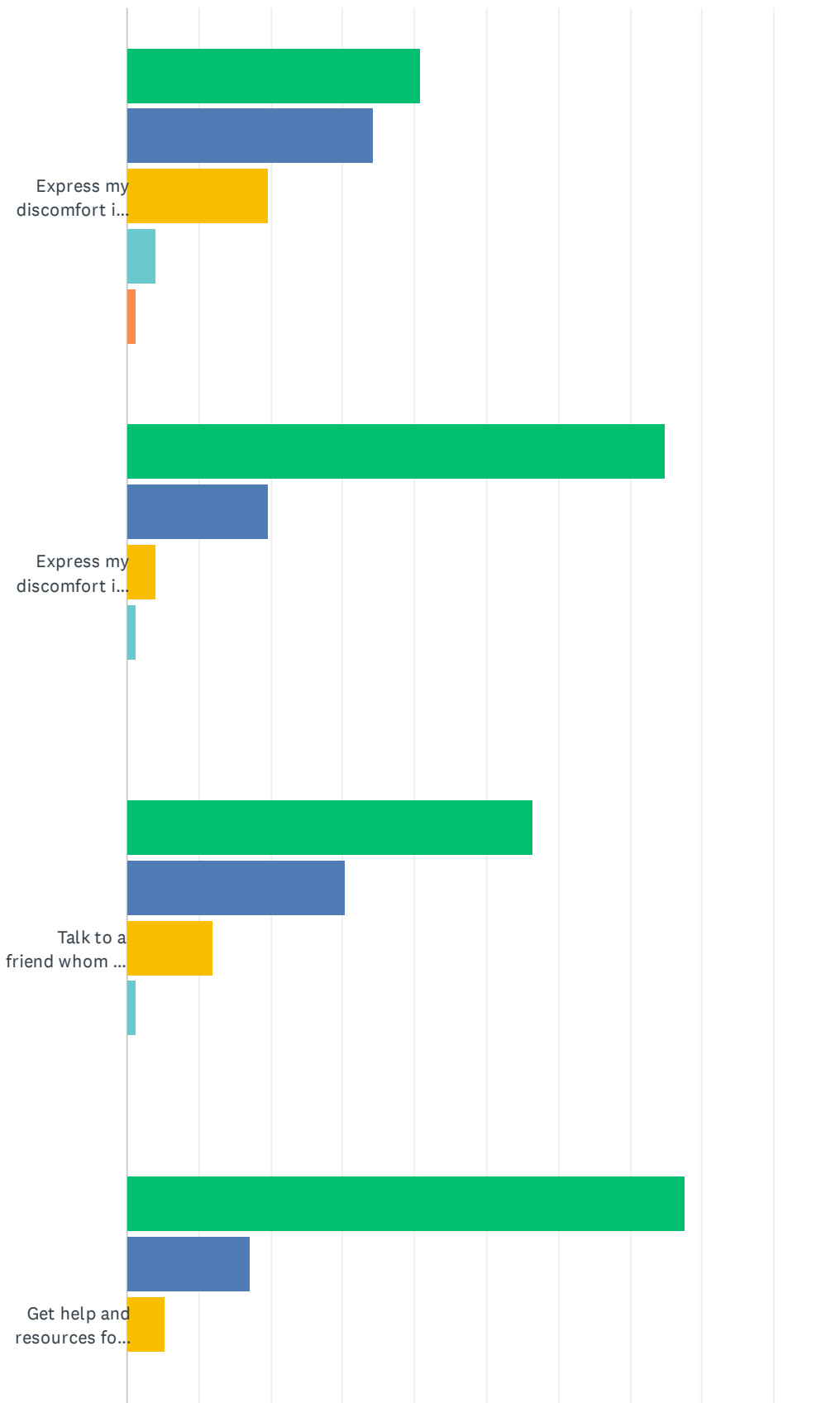


ANSWER CHOICES	RESPONSES
Fear of retaliation	0.00% 0
Embarrassment	0.00% 0
Unaware or resources available for reporting	0.00% 0
Other (please specify):	100.00% 1
TOTAL	1

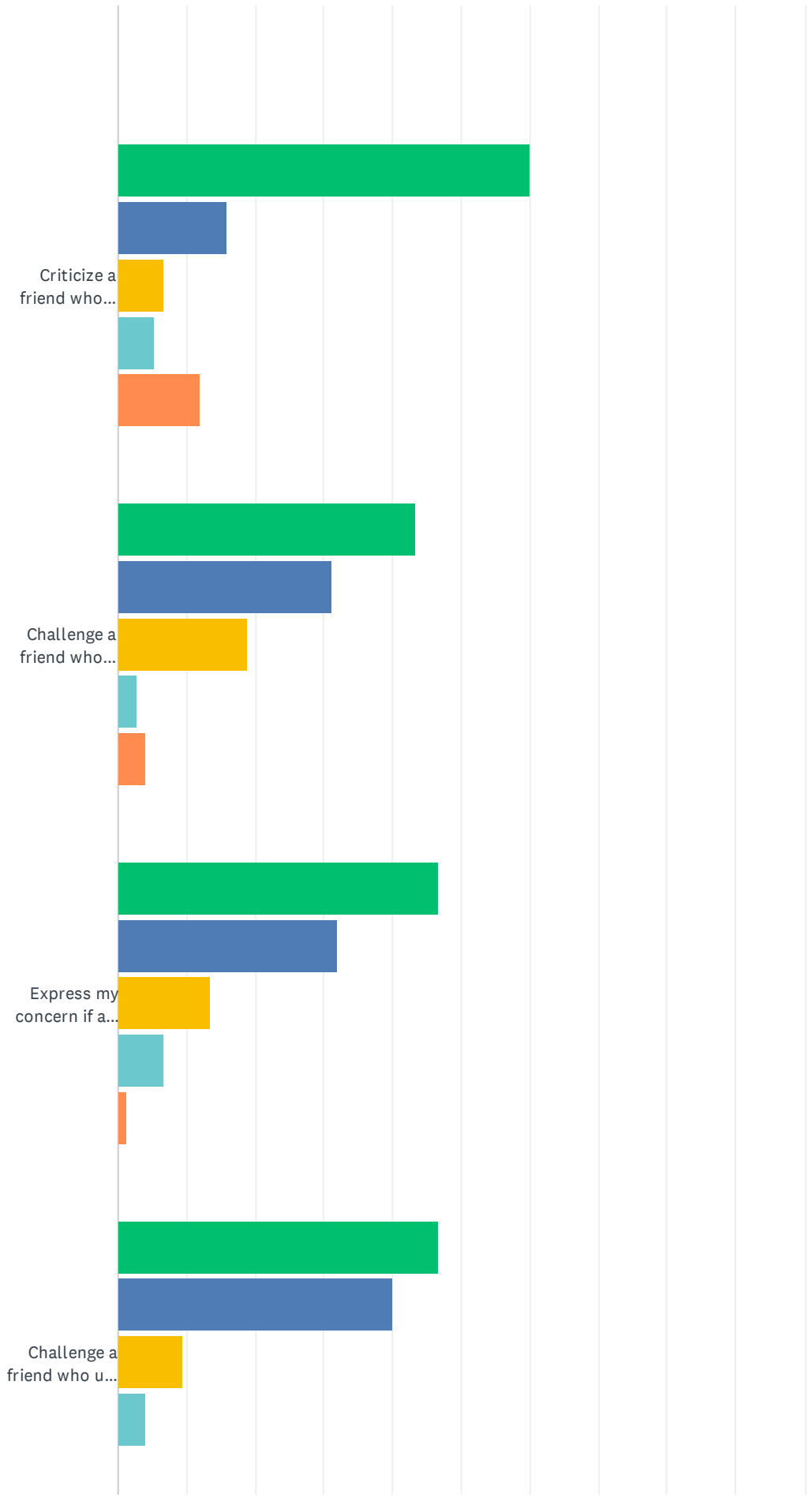
#	OTHER (PLEASE SPECIFY):	DATE
1	Did not see an incident	3/10/2021 8:53 AM

Q18 Please indicate how likely you are to carry out each action:

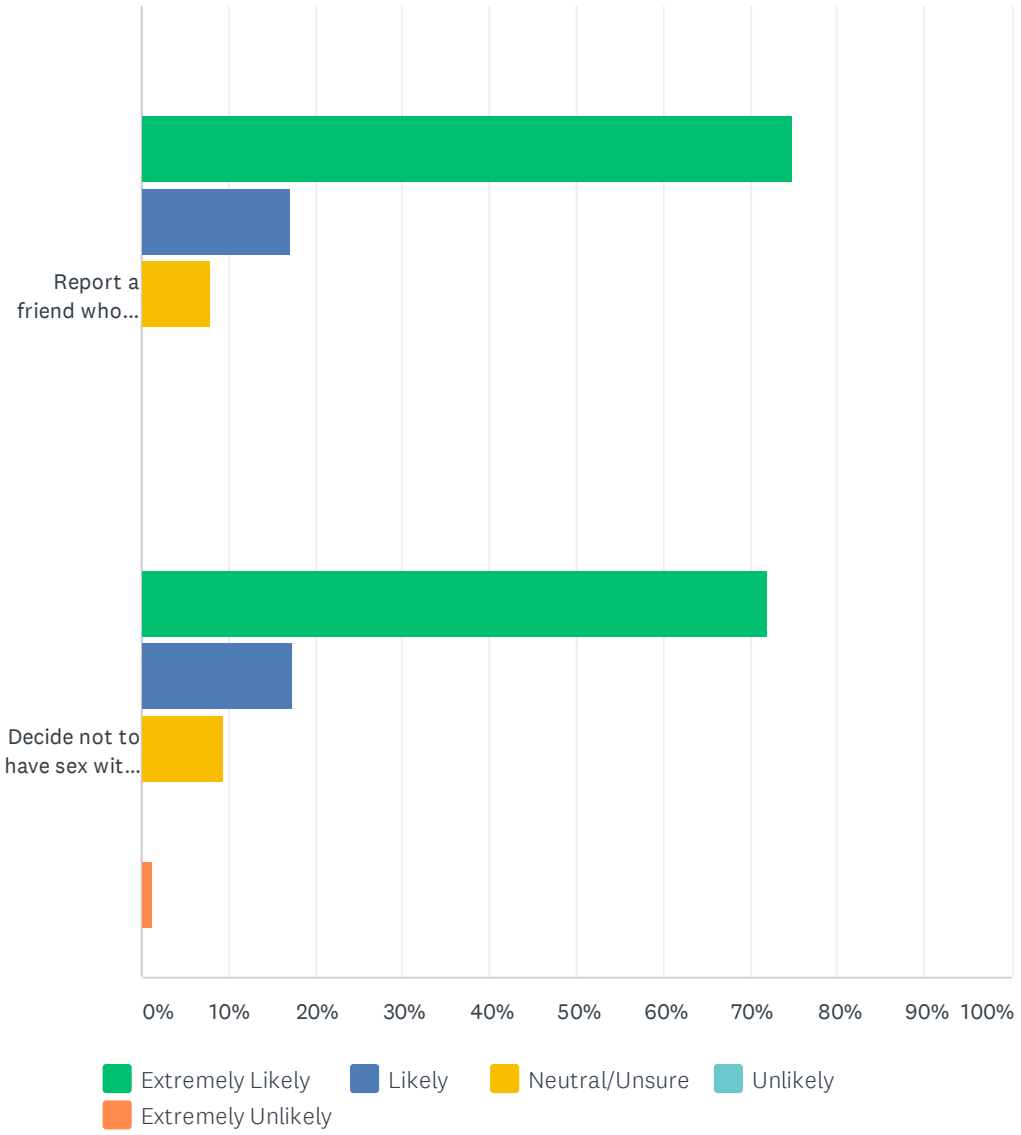
Answered: 76 Skipped: 30



Campus Climate Survey



Campus Climate Survey

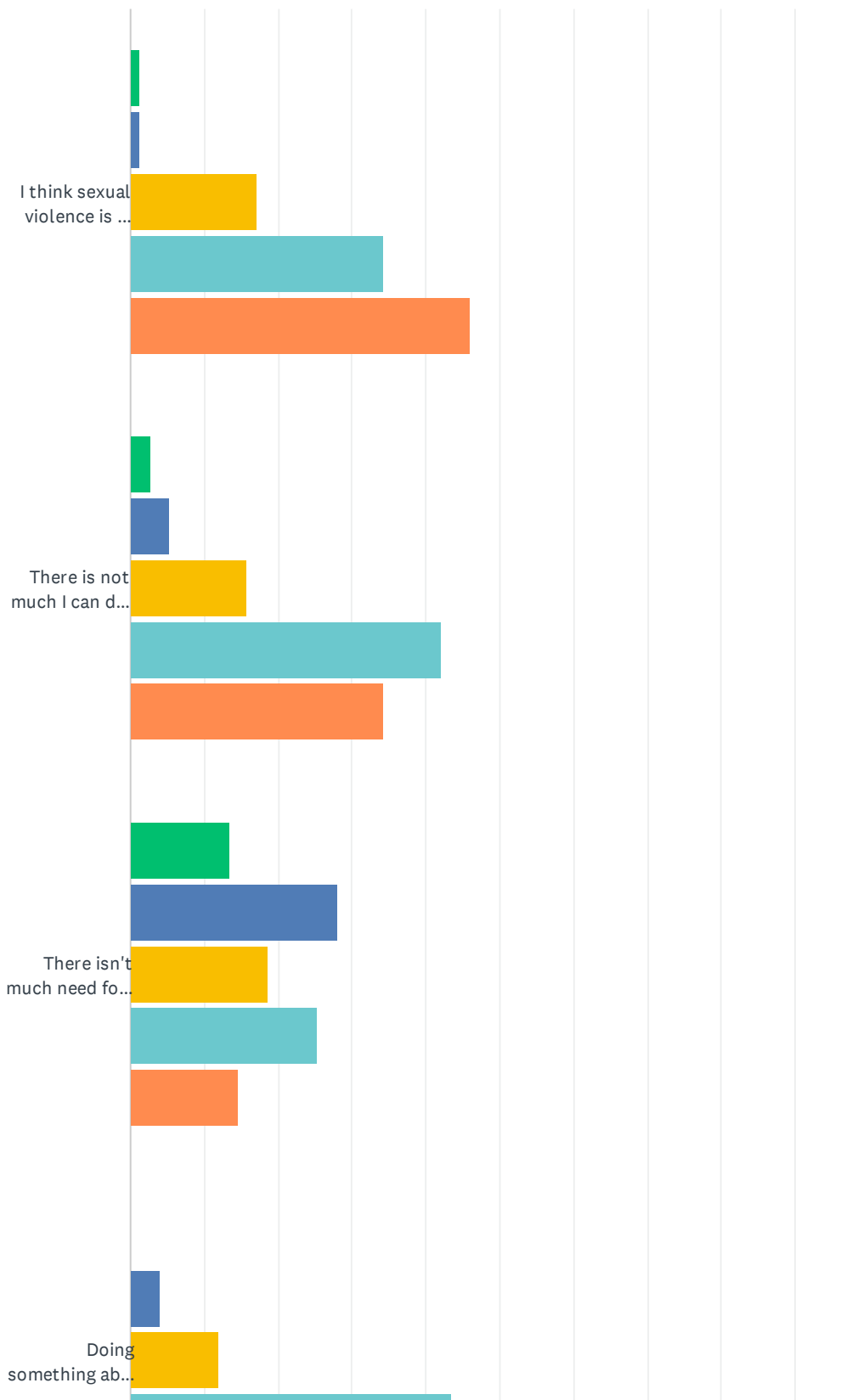


Campus Climate Survey

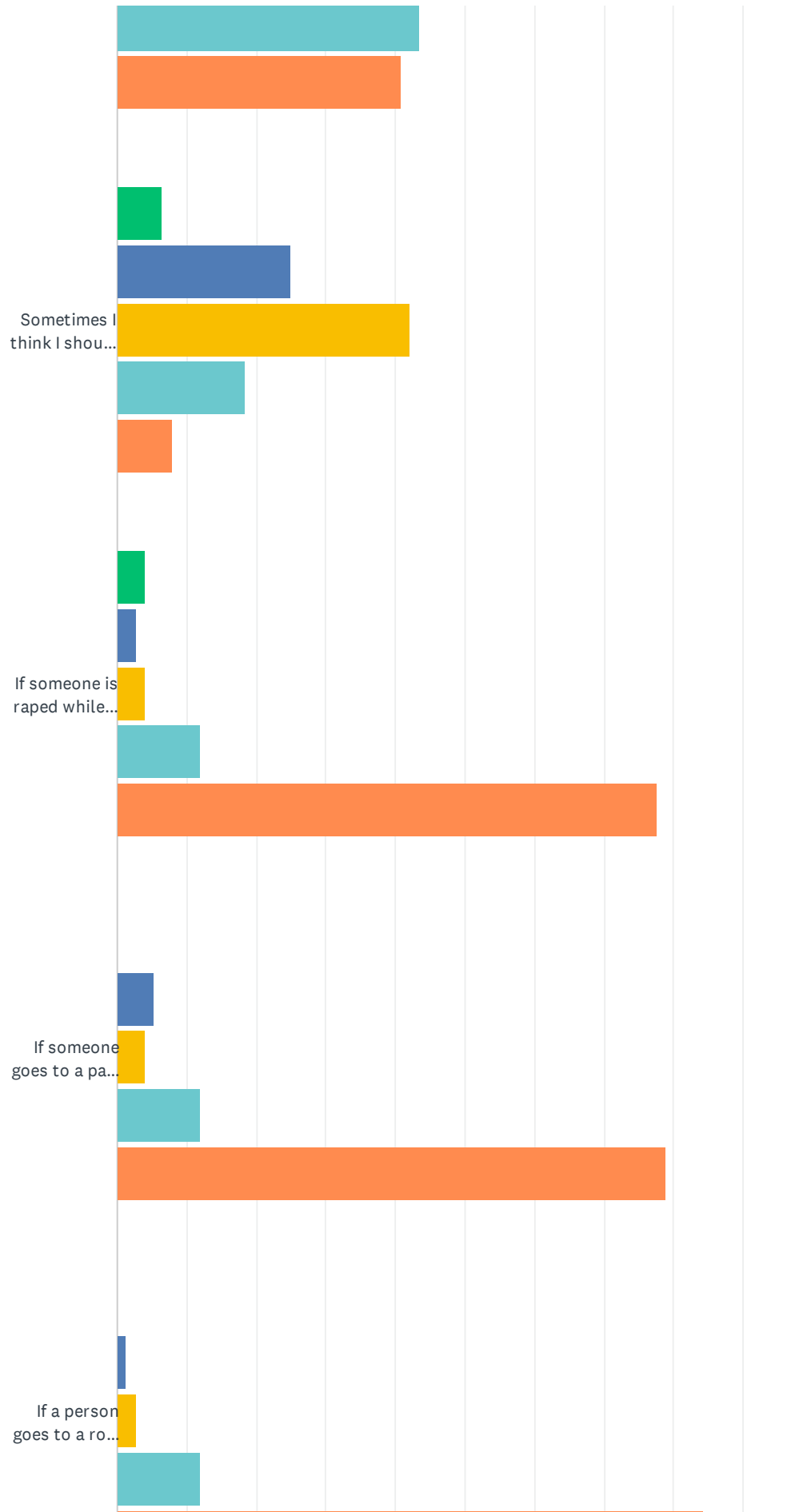
	EXTREMELY LIKELY	LIKELY	NEUTRAL/UNSURE	UNLIKELY	EXTREMELY UNLIKELY	TOTAL
Express my discomfort if someone makes a joke about a person's body	40.79% 31	34.21% 26	19.74% 15	3.95% 3	1.32% 1	76
Express my discomfort if someone says that victims are to blame for being raped	75.00% 57	19.74% 15	3.95% 3	1.32% 1	0.00% 0	76
Talk to a friend whom I suspect is in a sexually abusive relationship	56.58% 43	30.26% 23	11.84% 9	1.32% 1	0.00% 0	76
Get help and resources for a friend who tells me that they have been raped	77.63% 59	17.11% 13	5.26% 4	0.00% 0	0.00% 0	76
Criticize a friend who tells me that they had sex with someone who was passed out or who didn't give consent	60.00% 45	16.00% 12	6.67% 5	5.33% 4	12.00% 9	75
Challenge a friend who makes a sexist joke	43.24% 32	31.08% 23	18.92% 14	2.70% 2	4.05% 3	74
Express my concern if a family member makes a sexist joke	46.67% 35	32.00% 24	13.33% 10	6.67% 5	1.33% 1	75
Challenge a friend who uses insulting words to describe another person	46.67% 35	40.00% 30	9.33% 7	4.00% 3	0.00% 0	75
Report a friend who committed a rape	75.00% 57	17.11% 13	7.89% 6	0.00% 0	0.00% 0	76
Decide not to have sex with a partner if they are drunk	72.00% 54	17.33% 13	9.33% 7	0.00% 0	1.33% 1	75

Q19 Please read the following statements and indicate your level of agreement:

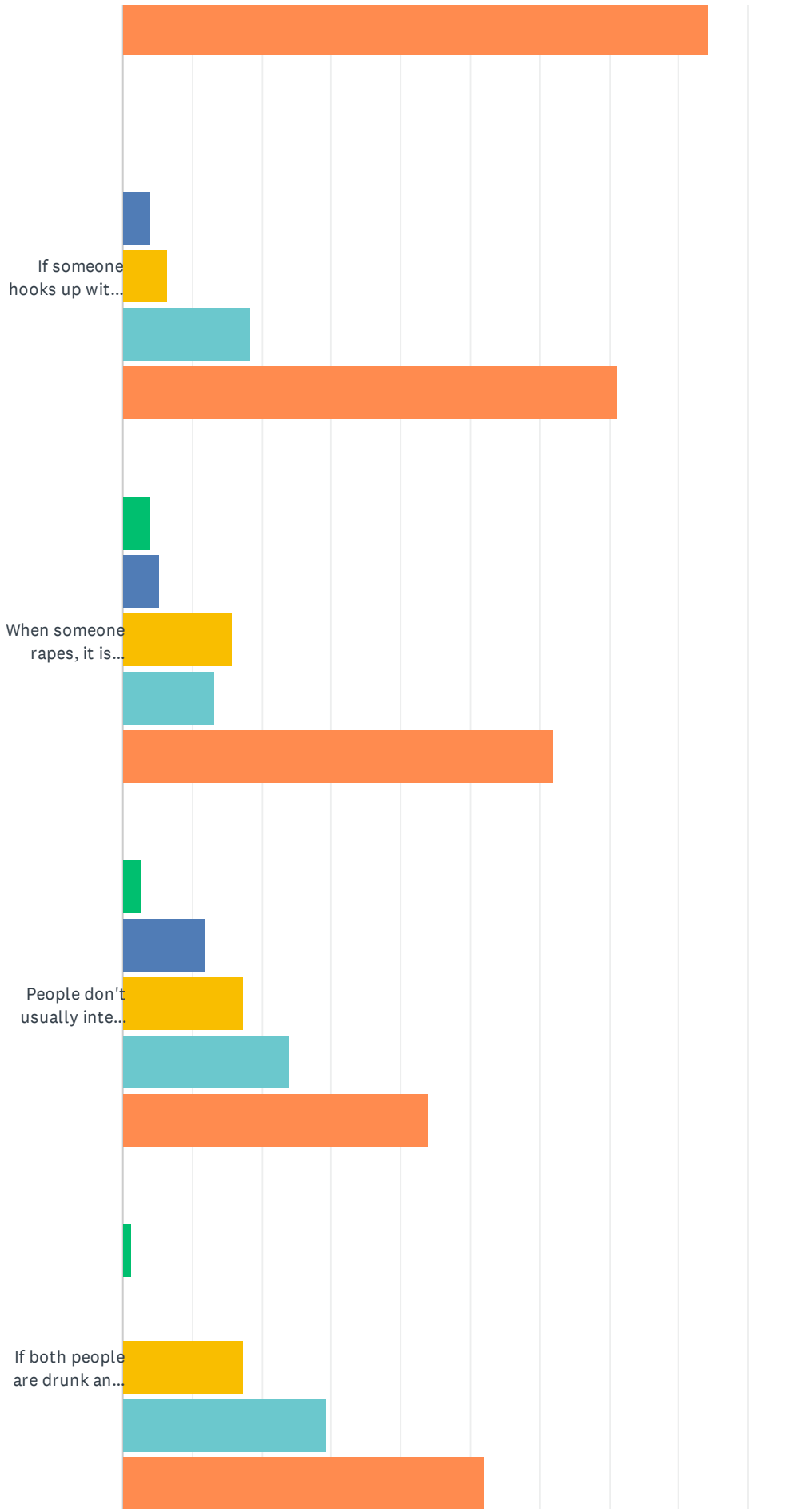
Answered: 76 Skipped: 30



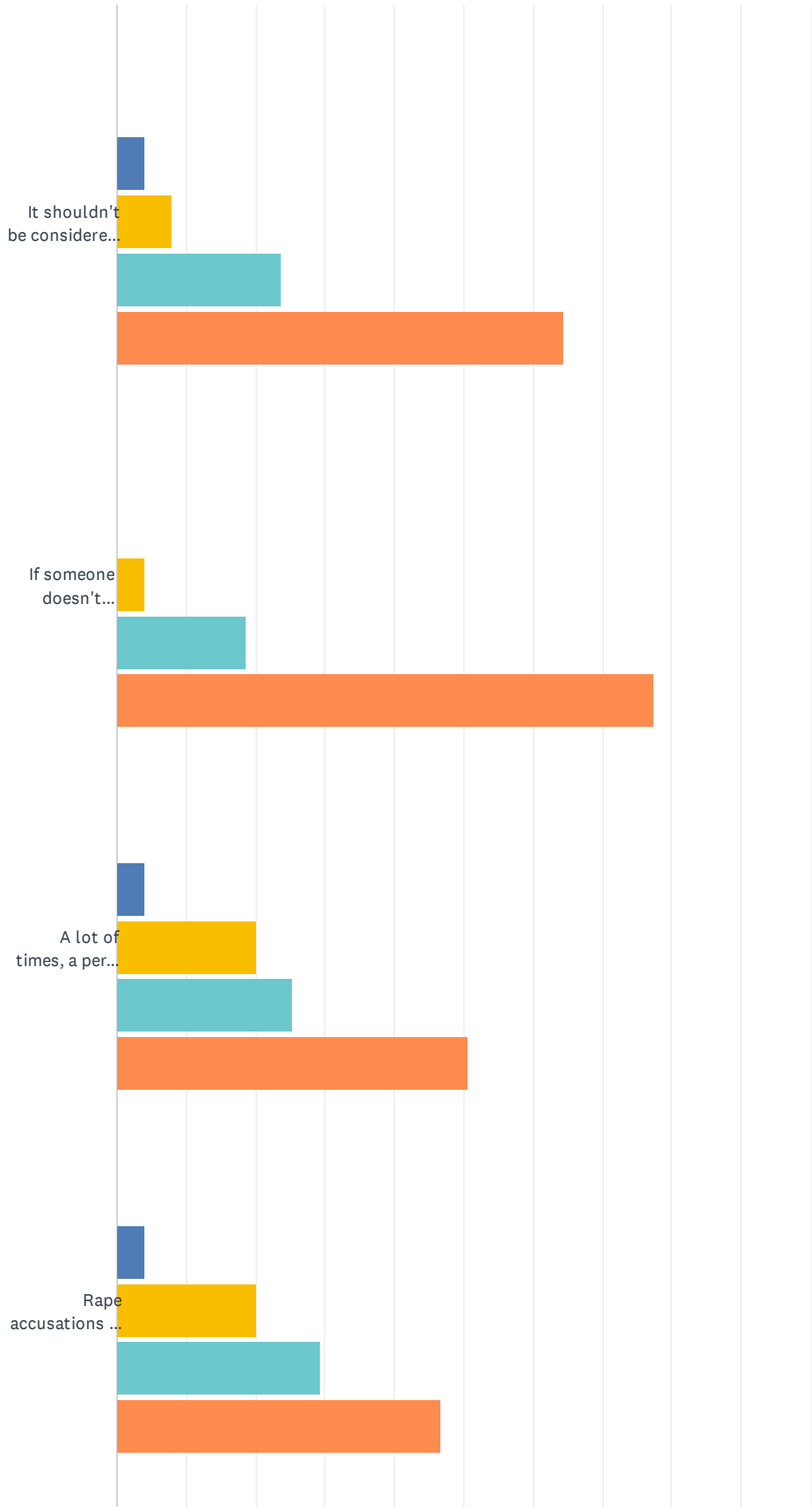
Campus Climate Survey



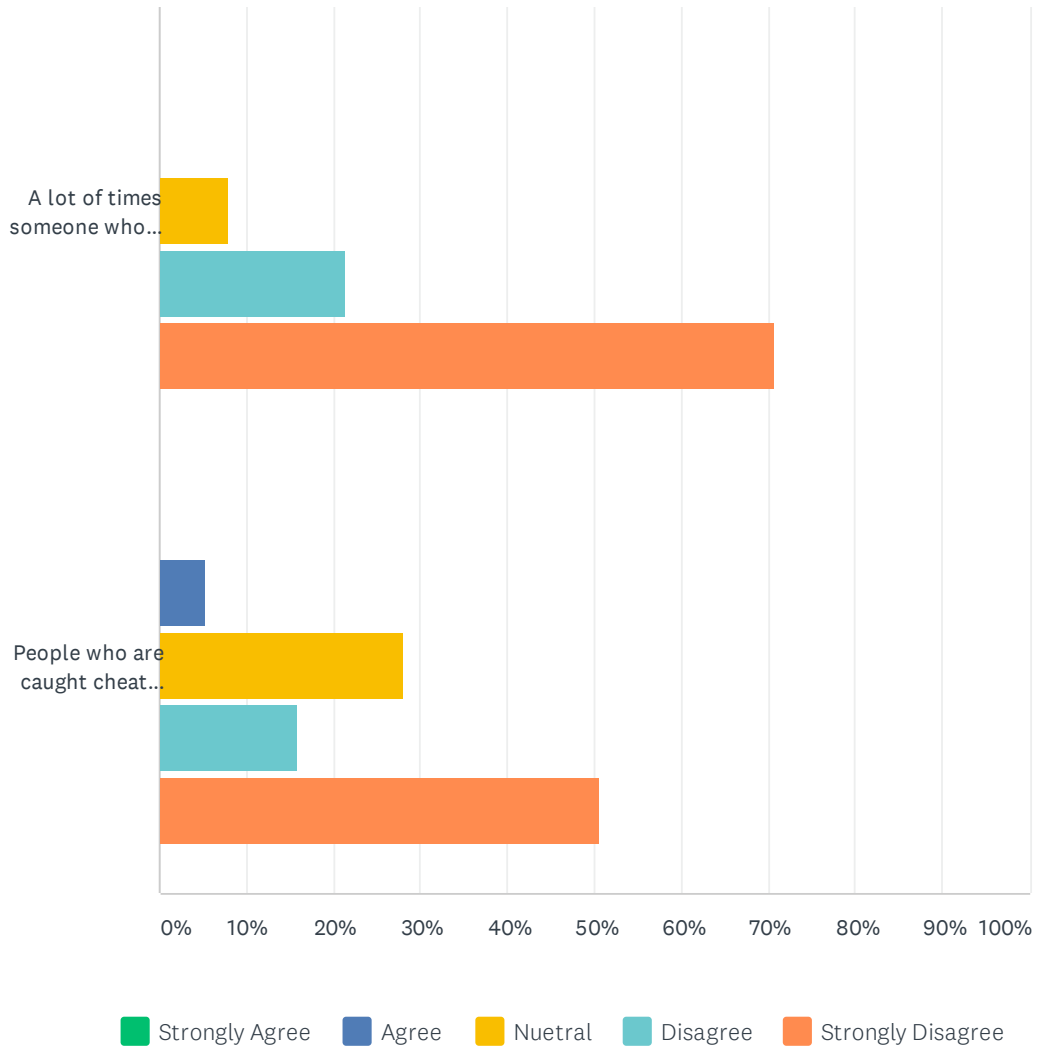
Campus Climate Survey



Campus Climate Survey



Campus Climate Survey

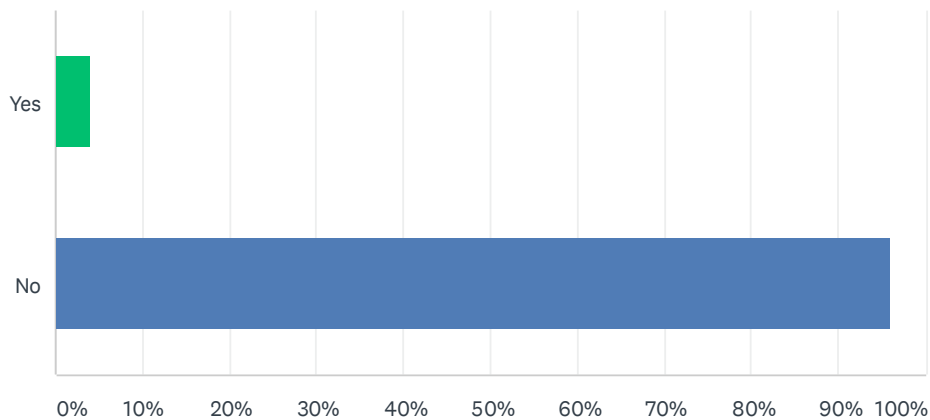


Campus Climate Survey

	STRONGLY AGREE	AGREE	NUETRAL	DISAGREE	STRONGLY DISAGREE	TOTAL
I think sexual violence is a problem on this campus	1.32% 1	1.32% 1	17.11% 13	34.21% 26	46.05% 35	76
There is not much I can do about sexual violence on this campus	2.63% 2	5.26% 4	15.79% 12	42.11% 32	34.21% 26	76
There isn't much need for me to think about sexual violence on this campus	13.33% 10	28.00% 21	18.67% 14	25.33% 19	14.67% 11	75
Doing something about sexual violence is solely the job of the administration	0.00% 0	3.95% 3	11.84% 9	43.42% 33	40.79% 31	76
Sometimes I think I should learn more about sexual violence	6.58% 5	25.00% 19	42.11% 32	18.42% 14	7.89% 6	76
If someone is raped while they are drunk, they are at least somewhat responsible for what happened	3.95% 3	2.63% 2	3.95% 3	11.84% 9	77.63% 59	76
If someone goes to a party wearing revealing clothes, they are asking for trouble	0.00% 0	5.26% 4	3.95% 3	11.84% 9	78.95% 60	76
If a person goes to a room alone with someone else at a party, it is their own fault if they are raped	0.00% 0	1.32% 1	2.63% 2	11.84% 9	84.21% 64	76
If someone hooks up with a lot of people, they will eventually be raped	0.00% 0	3.95% 3	6.58% 5	18.42% 14	71.05% 54	76
When someone rapes, it is usually because of their strong desire for sex	3.95% 3	5.26% 4	15.79% 12	13.16% 10	61.84% 47	76
People don't usually intend to force sex, but sometimes they get too sexually carried away	2.67% 2	12.00% 9	17.33% 13	24.00% 18	44.00% 33	75
If both people are drunk and have sex, it can't be rape	1.33% 1	0.00% 0	17.33% 13	29.33% 22	52.00% 39	75
It shouldn't be considered rape if someone was drunk and didn't realize what they were doing	0.00% 0	3.95% 3	7.89% 6	23.68% 18	64.47% 49	76
If someone doesn't physically resist sex - even if protesting verbally - it really can't be considered rape	0.00% 0	0.00% 0	4.00% 3	18.67% 14	77.33% 58	75
A lot of times, a person who says they were raped agreed to have sex and then regret it	0.00% 0	4.00% 3	20.00% 15	25.33% 19	50.67% 38	75
Rape accusations are often used as a way of getting revenge	0.00% 0	4.00% 3	20.00% 15	29.33% 22	46.67% 35	75
A lot of times someone who says they were raped just have emotional problems	0.00% 0	0.00% 0	8.00% 6	21.33% 16	70.67% 53	75
People who are caught cheating sometimes claim that it was rape	0.00% 0	5.33% 4	28.00% 21	16.00% 12	50.67% 38	75

Q20 Have you been in an incident that would be considered domestic violence in the past 12 months?

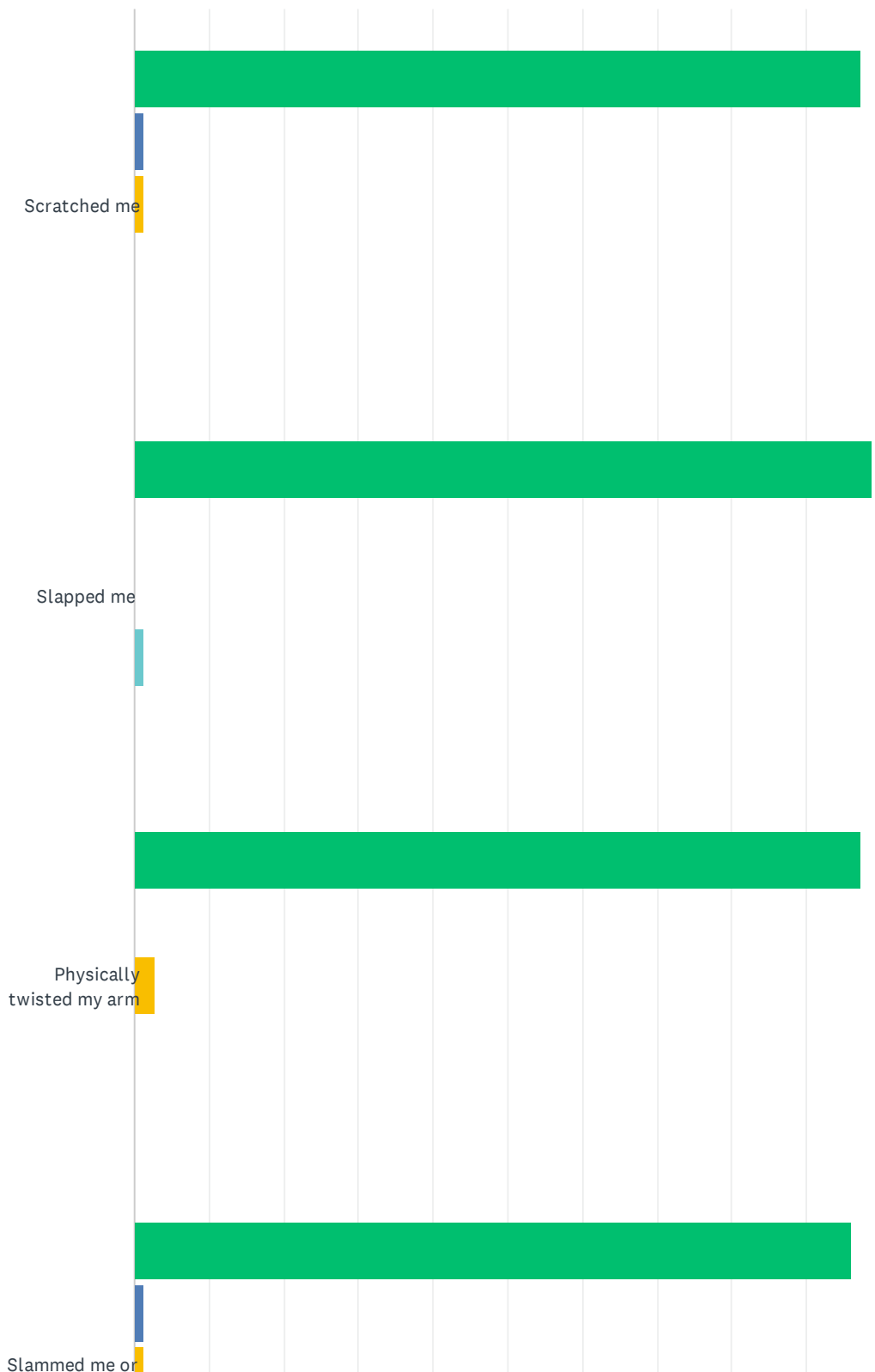
Answered: 76 Skipped: 30



ANSWER CHOICES	RESPONSES	
Yes	3.95%	3
No	96.05%	73
TOTAL		76

Q21 How many times has a casual, steady or serious dating or intimate partner done the following to you without your permission during the past 12 months?

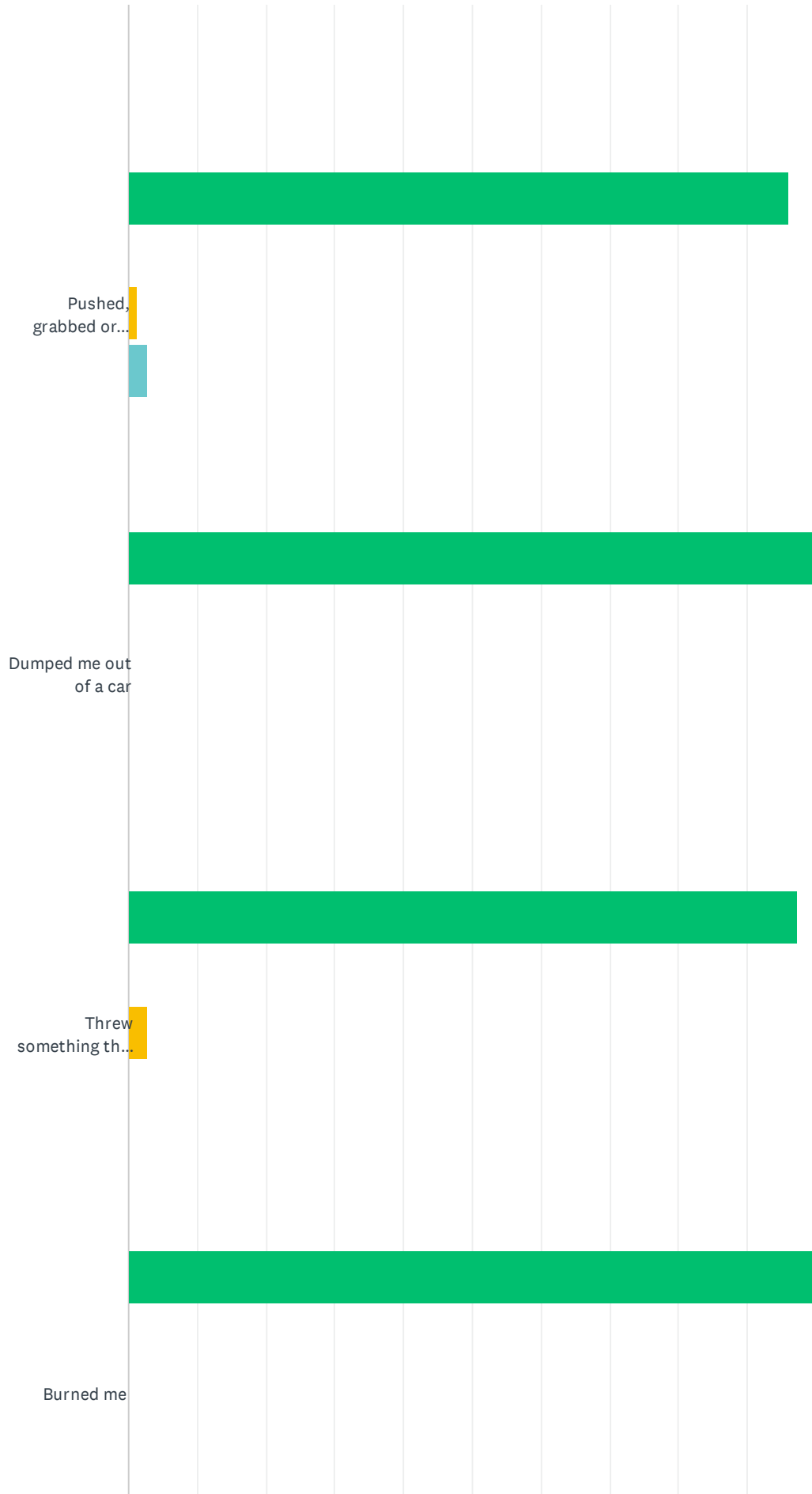
Answered: 74 Skipped: 32



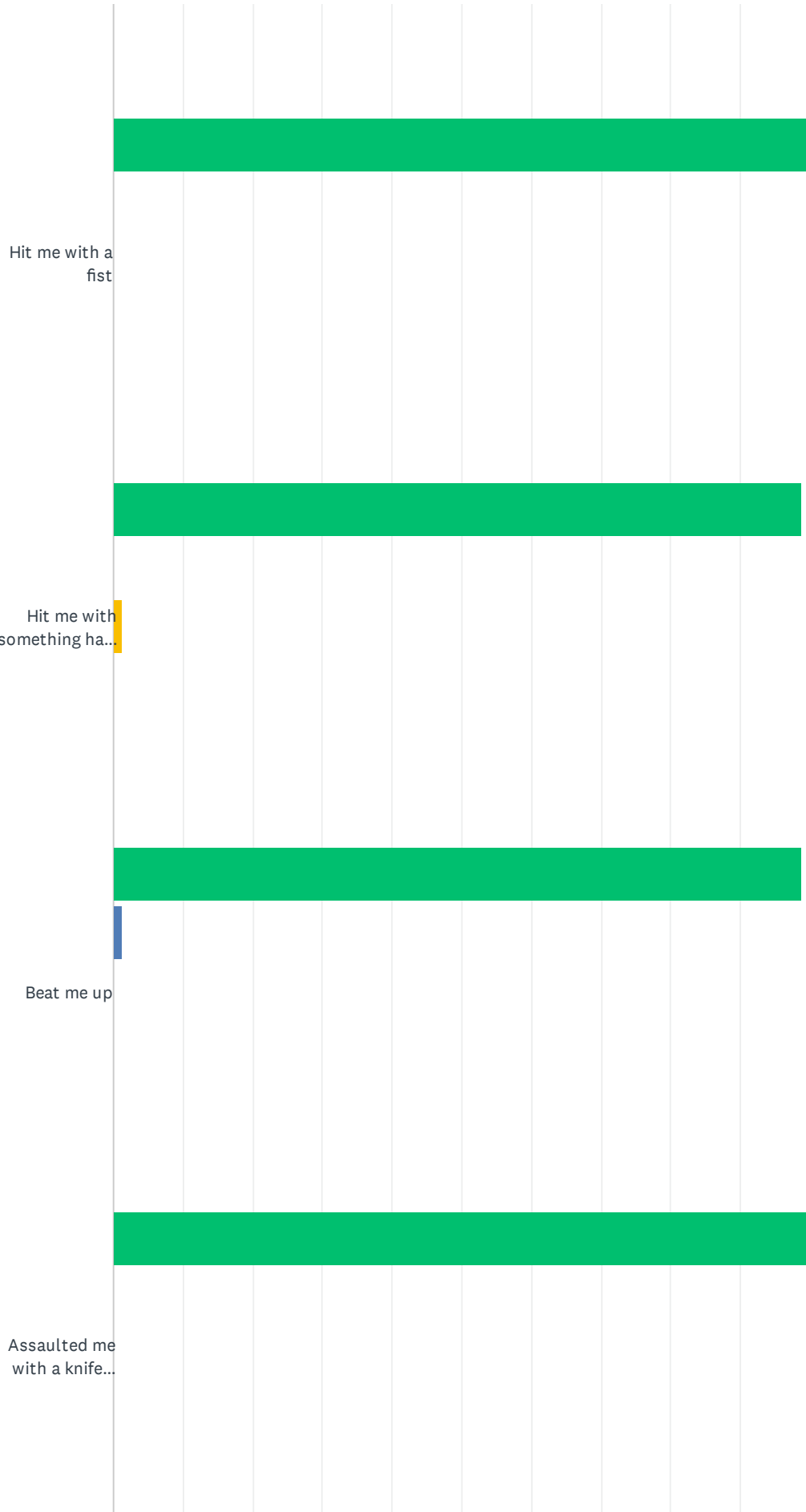
Campus Climate Survey



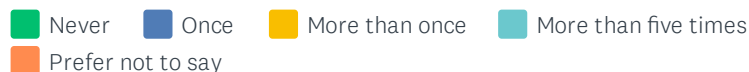
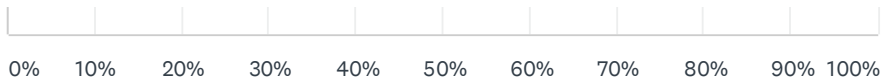
Campus Climate Survey



Campus Climate Survey



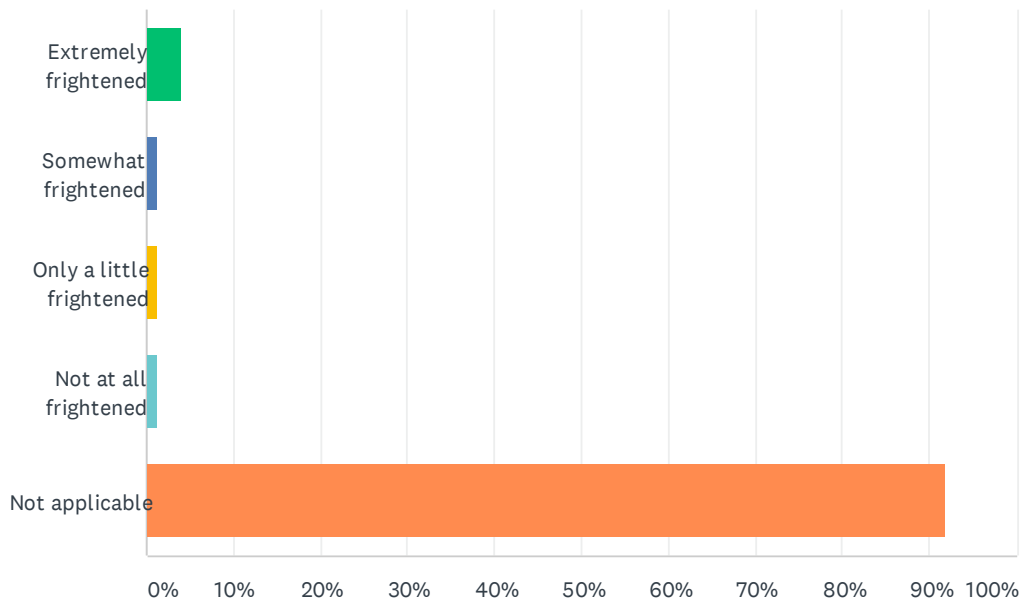
Campus Climate Survey



	NEVER	ONCE	MORE THAN ONCE	MORE THAN FIVE TIMES	PREFER NOT TO SAY	TOTAL
Scratched me	97.30% 72	1.35% 1	1.35% 1	0.00% 0	0.00% 0	74
Slapped me	98.65% 73	0.00% 0	0.00% 0	1.35% 1	0.00% 0	74
Physically twisted my arm	97.30% 72	0.00% 0	2.70% 2	0.00% 0	0.00% 0	74
Slammed me or held me against the wall	95.95% 71	1.35% 1	1.35% 1	1.35% 1	0.00% 0	74
Kicked me	98.65% 73	0.00% 0	1.35% 1	0.00% 0	0.00% 0	74
Bent my fingers	100.00% 74	0.00% 0	0.00% 0	0.00% 0	0.00% 0	74
Bit me	97.30% 72	0.00% 0	2.70% 2	0.00% 0	0.00% 0	74
Tried to choke me	95.95% 71	2.70% 2	1.35% 1	0.00% 0	0.00% 0	74
Pushed, grabbed or shoved me	95.95% 71	0.00% 0	1.35% 1	2.70% 2	0.00% 0	74
Dumped me out of a car	100.00% 74	0.00% 0	0.00% 0	0.00% 0	0.00% 0	74
Threw something that hit me	97.30% 72	0.00% 0	2.70% 2	0.00% 0	0.00% 0	74
Burned me	100.00% 74	0.00% 0	0.00% 0	0.00% 0	0.00% 0	74
Hit me with a fist	100.00% 74	0.00% 0	0.00% 0	0.00% 0	0.00% 0	74
Hit me with something hard besides a fist	98.65% 73	0.00% 0	1.35% 1	0.00% 0	0.00% 0	74
Beat me up	98.65% 73	1.35% 1	0.00% 0	0.00% 0	0.00% 0	74
Assaulted me with a knife or a gun	100.00% 74	0.00% 0	0.00% 0	0.00% 0	0.00% 0	74

Q22 How frightened were you by the incident(s)?

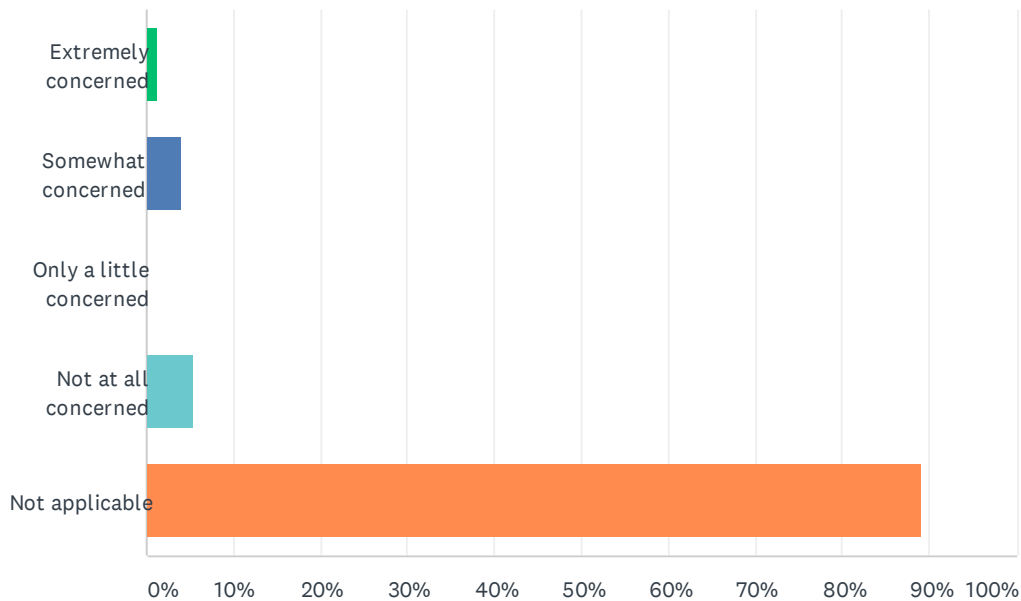
Answered: 74 Skipped: 32



ANSWER CHOICES	RESPONSES	
Extremely frightened	4.05%	3
Somewhat frightened	1.35%	1
Only a little frightened	1.35%	1
Not at all frightened	1.35%	1
Not applicable	91.89%	68
TOTAL		74

Q23 How concerned were you about your safety?

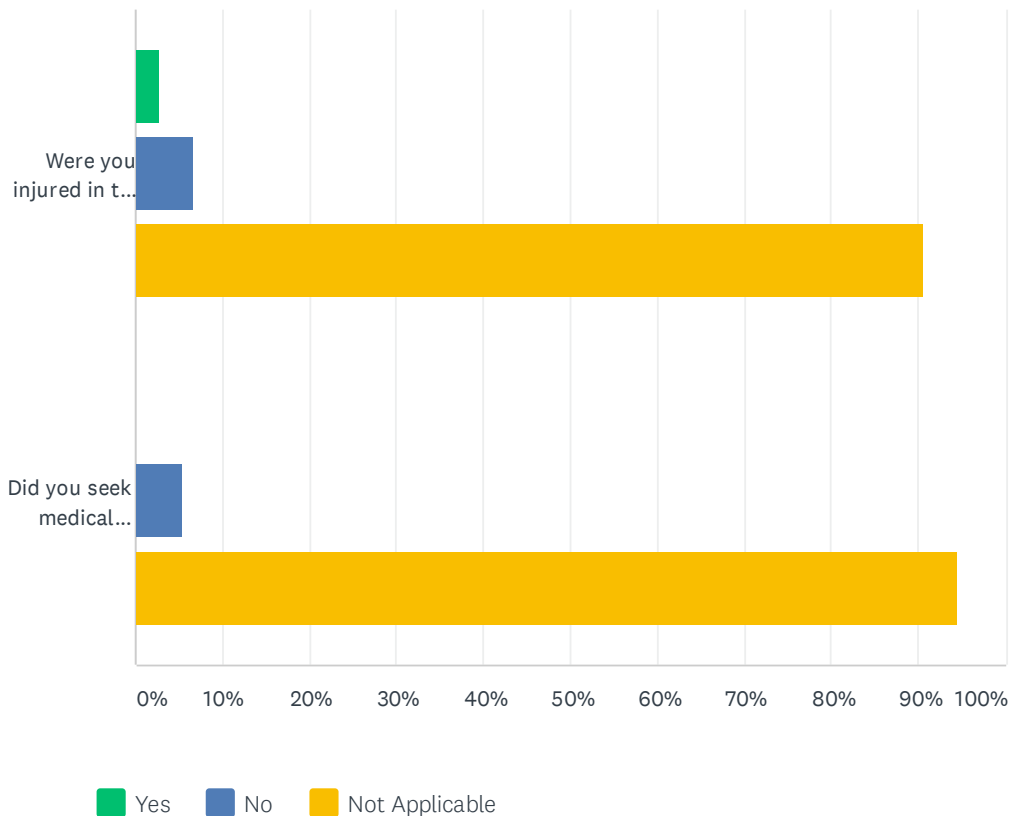
Answered: 74 Skipped: 32



ANSWER CHOICES	RESPONSES	
Extremely concerned	1.35%	1
Somewhat concerned	4.05%	3
Only a little concerned	0.00%	0
Not at all concerned	5.41%	4
Not applicable	89.19%	66
TOTAL		74

Q24 Please respond to the following:

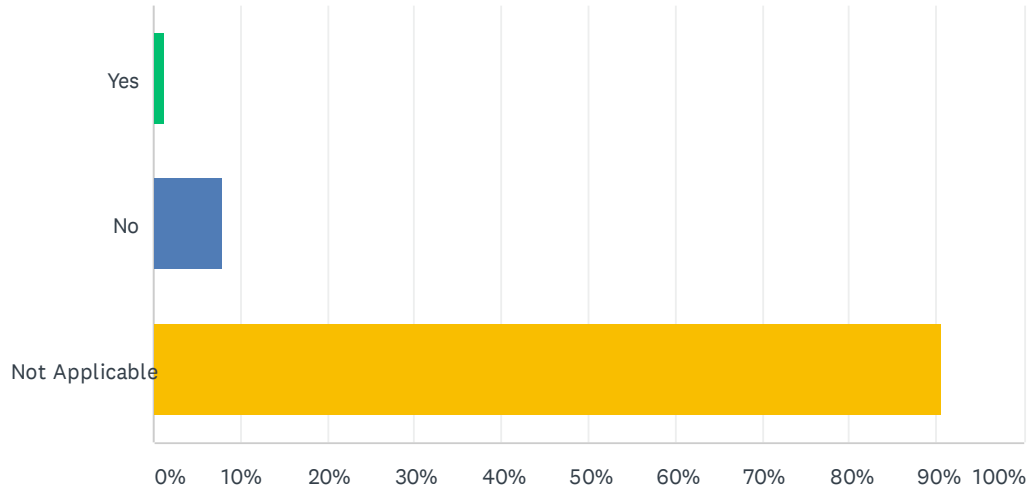
Answered: 74 Skipped: 32



	YES	NO	NOT APPLICABLE	TOTAL
Were you injured in the incident?	2.70% 2	6.76% 5	90.54% 67	74
Did you seek medical attention?	0.00% 0	5.41% 4	94.59% 70	74

Q25 Did you report any of these incidences?

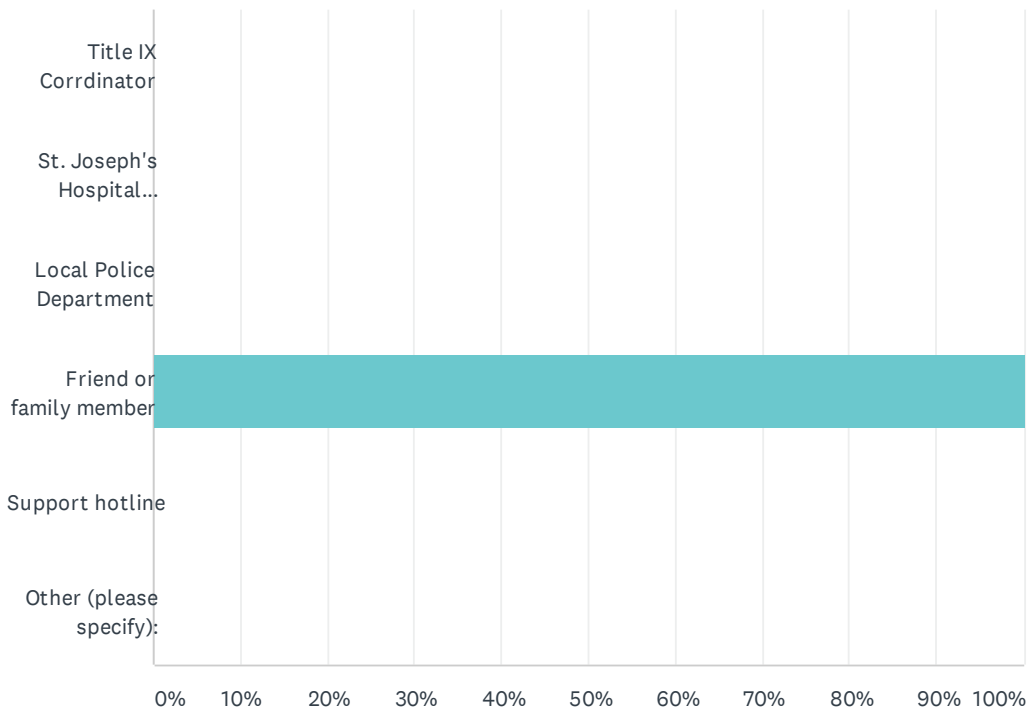
Answered: 75 Skipped: 31



ANSWER CHOICES	RESPONSES	
Yes	1.33%	1
No	8.00%	6
Not Applicable	90.67%	68
Total Respondents: 75		

Q26 Who did you report this incident to?

Answered: 1 Skipped: 105

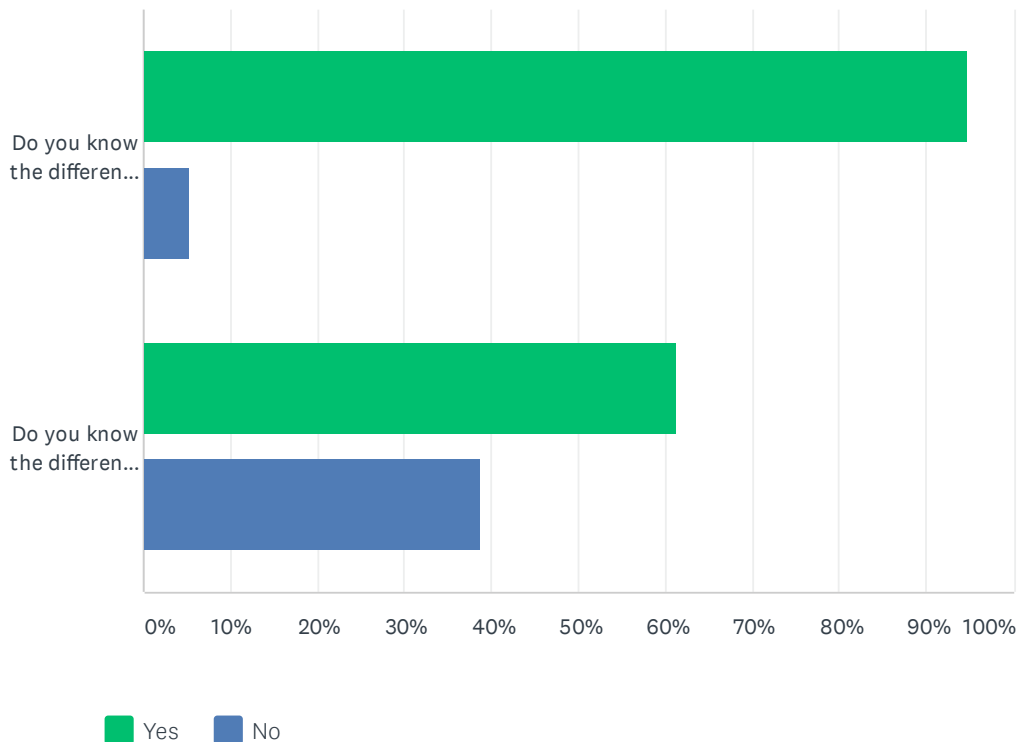


ANSWER CHOICES	RESPONSES
Title IX Corrdinator	0.00% 0
St. Joseph's Hospital Security	0.00% 0
Local Police Department	0.00% 0
Friend or family member	100.00% 1
Support hotline	0.00% 0
Other (please specify):	0.00% 0
TOTAL	1

#	OTHER (PLEASE SPECIFY):	DATE
	There are no responses.	

Q27 Please respond to the following:

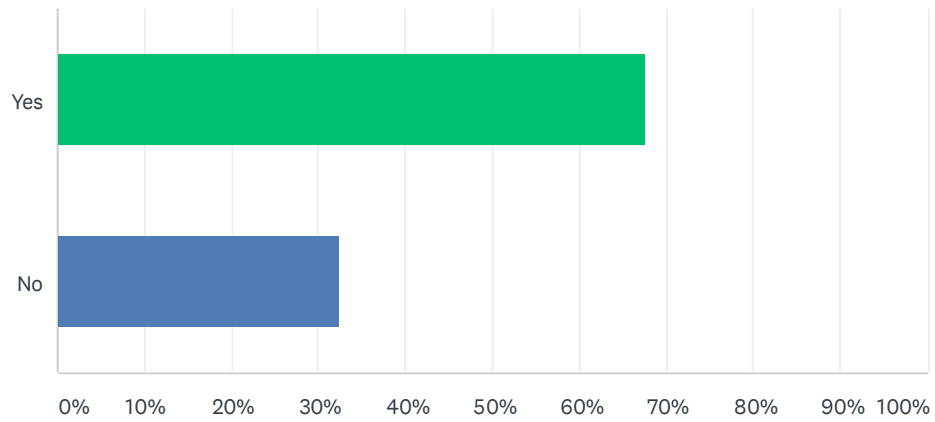
Answered: 77 Skipped: 29



	YES	NO	TOTAL	WEIGHTED AVERAGE
Do you know the difference between confidentiality and privacy?	94.81% 73	5.19% 4	77	1.05
Do you know the difference between penal law and institutional policy?	61.33% 46	38.67% 29	75	1.39

Q28 Do you know who the Title IX Coordinator is for St. Joseph's College of Nursing?

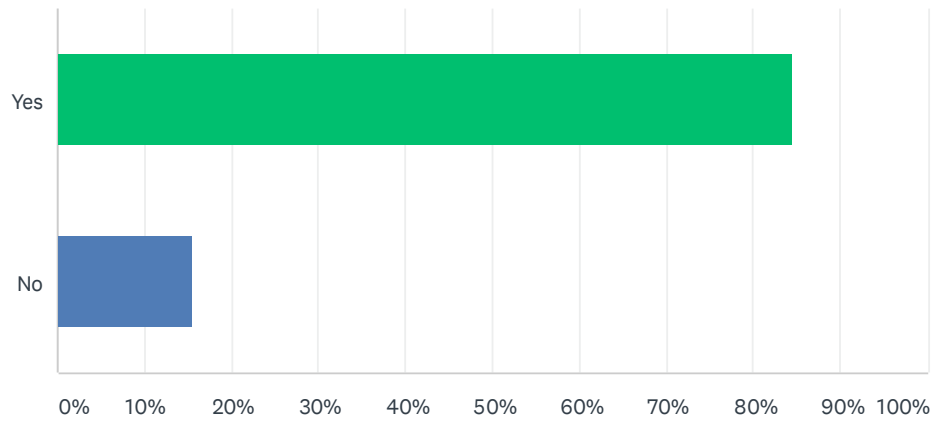
Answered: 77 Skipped: 29



ANSWER CHOICES	RESPONSES	
Yes	67.53%	52
No	32.47%	25
TOTAL		77

Q29 Have you received training in policies, procedures, and prevention regarding sexual assault?

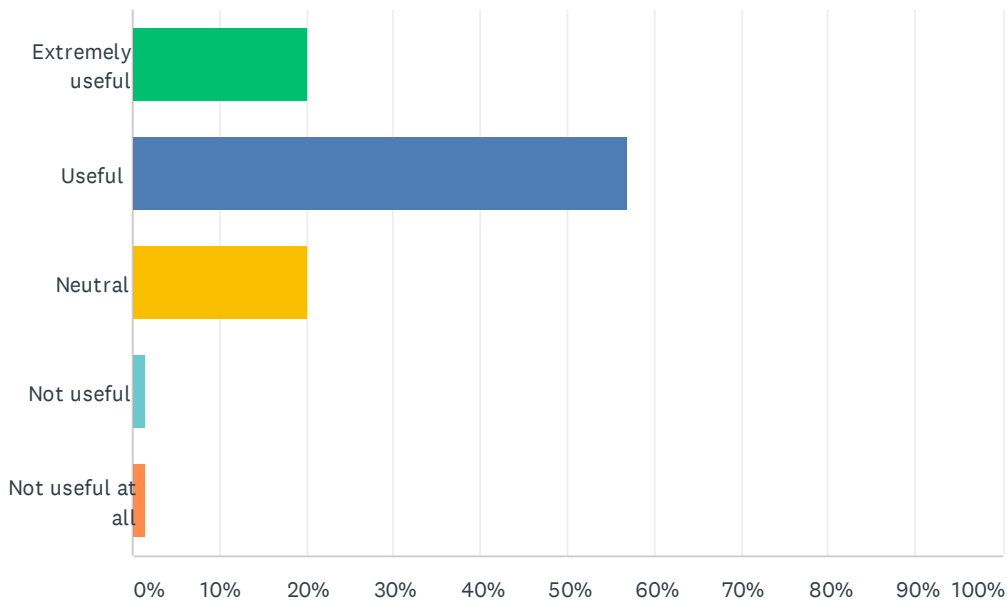
Answered: 77 Skipped: 29



ANSWER CHOICES	RESPONSES	
Yes	84.42%	65
No	15.58%	12
TOTAL		77

Q30 How useful did you think the training was?

Answered: 65 Skipped: 41



ANSWER CHOICES	RESPONSES	
Extremely useful	20.00%	13
Useful	56.92%	37
Neutral	20.00%	13
Not useful	1.54%	1
Not useful at all	1.54%	1
TOTAL		65

Q31 Do you have any suggestions or comments related to the survey, training, or overall climate of St. Joseph's College of Nursing:

Answered: 17 Skipped: 89

#	RESPONSES	DATE
1	none at this time	4/2/2021 11:31 AM
2	no	4/1/2021 5:25 PM
3	I think this school feels so much like a community	3/26/2021 9:07 AM
4	na	3/25/2021 9:29 AM
5	Nope	3/24/2021 4:16 PM
6	Have in-person sessions to help people feel more supported and talk about things.	3/24/2021 3:30 PM
7	No	3/22/2021 6:14 PM
8	For some of the questions about rape to put an "I don't know" option- some of the questions were hard to give a definitive answer for.	3/19/2021 1:20 PM
9	The only time I feel unsafe on campus is when I have to park far away from the building.	3/17/2021 5:15 PM
10	No	3/17/2021 4:47 PM
11	Nope	3/17/2021 3:20 PM
12	No	3/17/2021 2:41 PM
13	I feel safe at St Joseph's and would feel comfortable reporting an incident if necessary	3/17/2021 1:50 PM
14	not at this time	3/16/2021 1:21 PM
15	Maybe implement a "teach back" method at the end of the session to make sure everyone gets the key points	3/11/2021 9:37 AM
16	Issues like sexual misconduct and assault should be talked about more so that there is an environment where people feel comfortable bringing things up.	3/10/2021 2:27 PM
17	I received an unexpected and unwanted sexual comment from a stranger by an outside parking lot on campus. Because of this, I would feel safer if I would be allowed the privilege to park in the main garage (that is connected to the hospital campus).	3/10/2021 8:55 AM