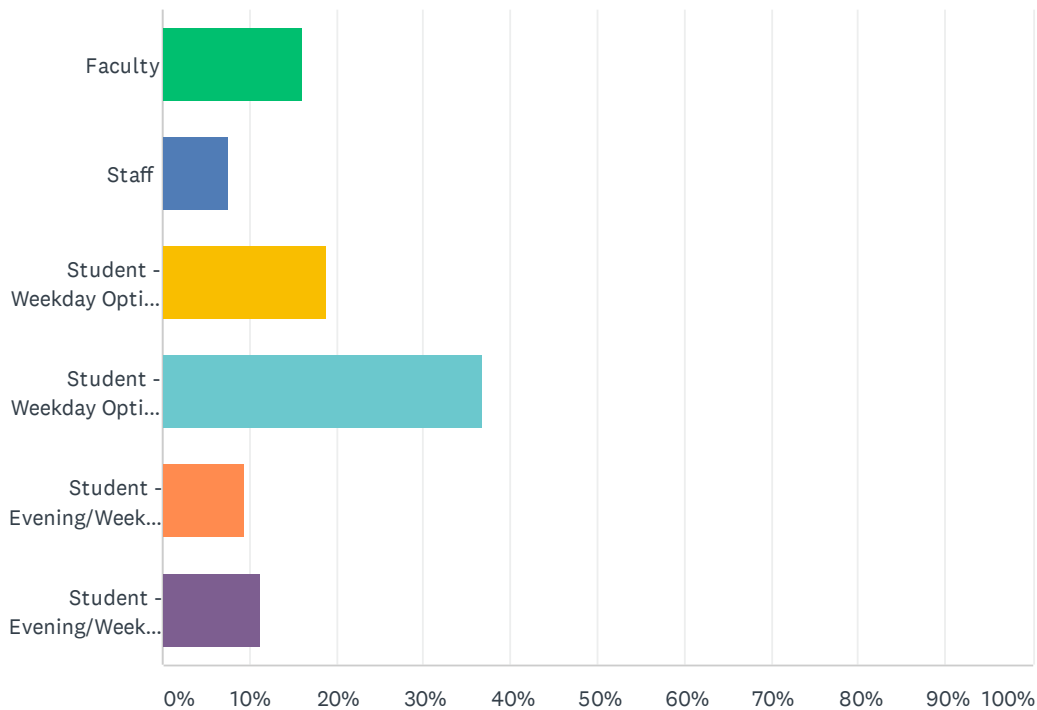


Q1 Please choose your role or enrollment at the College

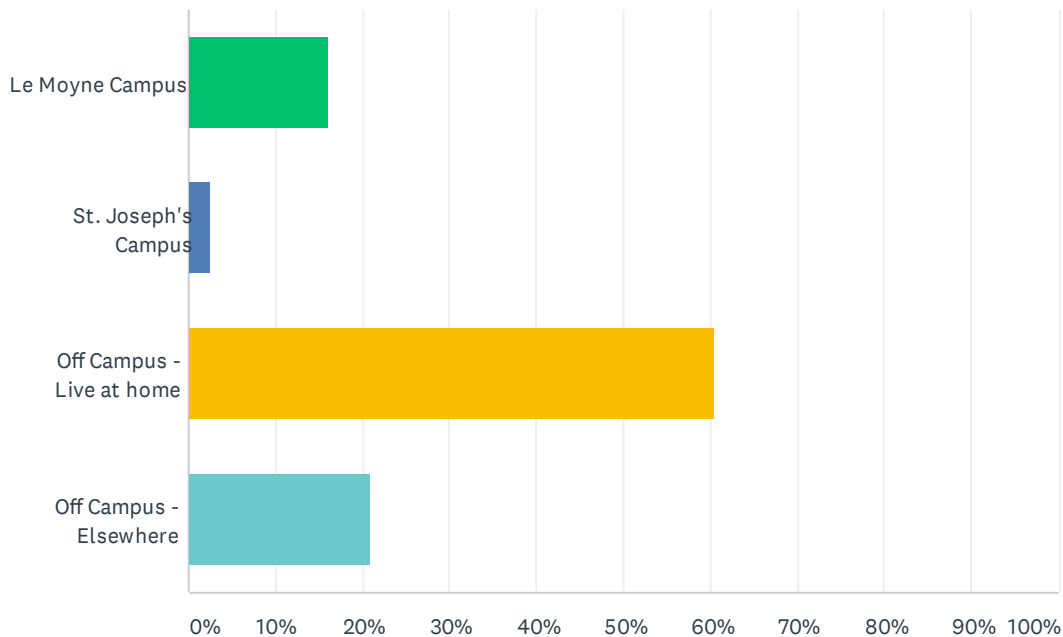
Answered: 106 Skipped: 0



ANSWER CHOICES	RESPONSES	
Faculty	16.04%	17
Staff	7.55%	8
Student - Weekday Option Associate Degree	18.87%	20
Student - Weekday Option Dual Degree Partnership (DDPN)	36.79%	39
Student - Evening/Weekend Option Associate Degree	9.43%	10
Student - Evening/Weekend Option Accelerated Dual Degree Partnership (ADDPN)	11.32%	12
TOTAL		106

Q2 While in the program, where do you live?

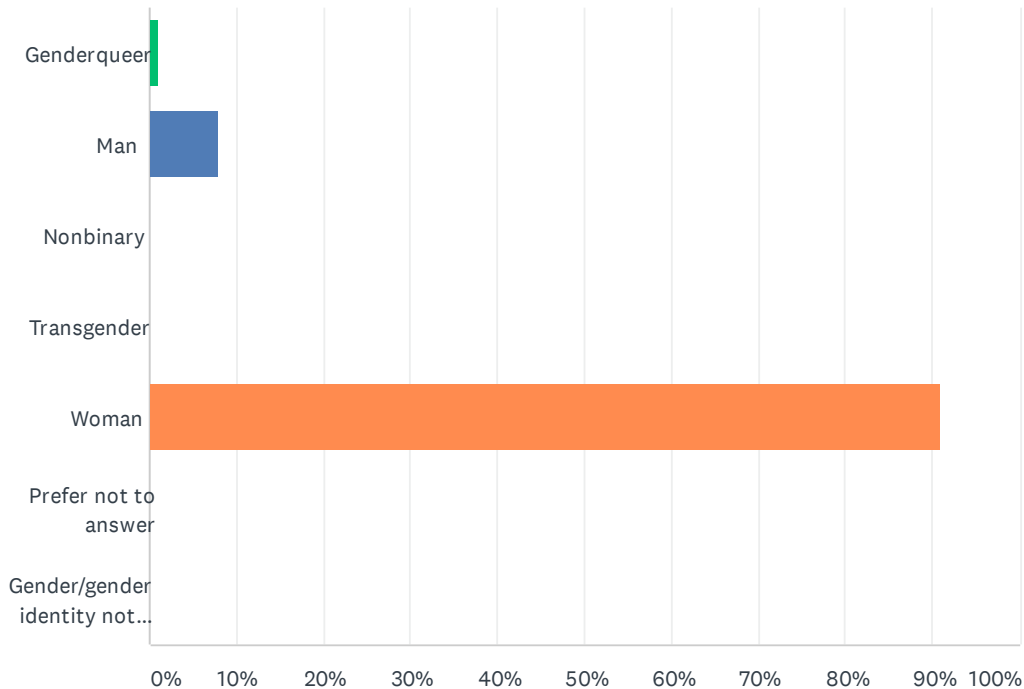
Answered: 81 Skipped: 25



ANSWER CHOICES	RESPONSES	
Le Moyne Campus	16.05%	13
St. Joseph's Campus	2.47%	2
Off Campus - Live at home	60.49%	49
Off Campus - Elsewhere	20.99%	17
TOTAL		81

Q3 What is current gender/gender identity?

Answered: 101 Skipped: 5

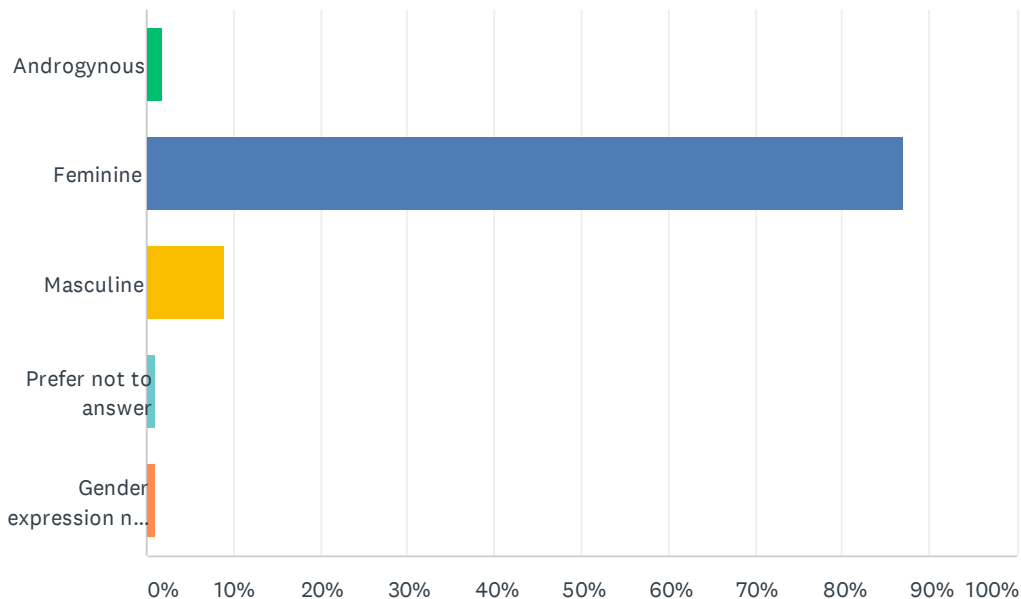


ANSWER CHOICES	RESPONSES	
Genderqueer	0.99%	1
Man	7.92%	8
Nonbinary	0.00%	0
Transgender	0.00%	0
Woman	91.09%	92
Prefer not to answer	0.00%	0
Gender/gender identity not listed here. Please specify:	0.00%	0
TOTAL		101

#	GENDER/GENDER IDENTITY NOT LISTED HERE. PLEASE SPECIFY:	DATE
	There are no responses.	

Q4 What is your current gender expression?

Answered: 101 Skipped: 5

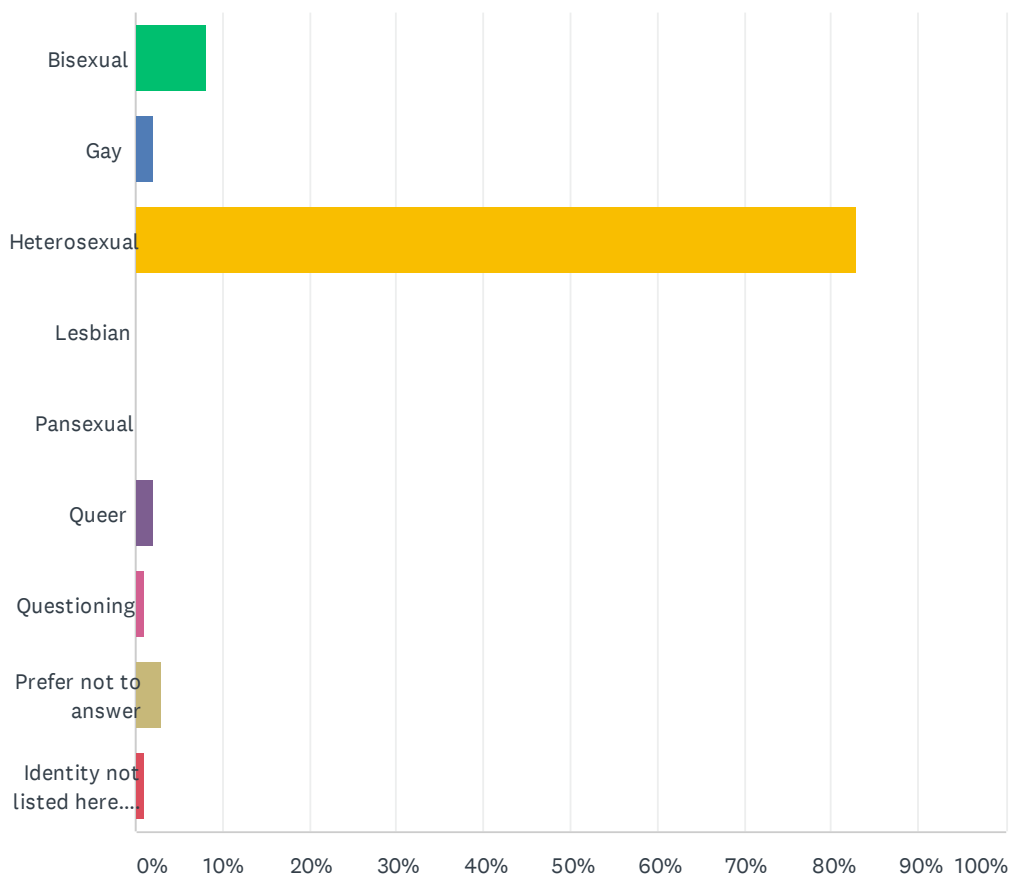


ANSWER CHOICES	RESPONSES
Androgynous	1.98% 2
Feminine	87.13% 88
Masculine	8.91% 9
Prefer not to answer	0.99% 1
Gender expression not listed here. Please specify:	0.99% 1
TOTAL	101

#	GENDER EXPRESSION NOT LISTED HERE. PLEASE SPECIFY:	DATE
1	I don't understand what this question is asking	3/10/2021 10:12 AM

Q5 Please indicate which choice most accurately describes your sexual identity.

Answered: 99 Skipped: 7

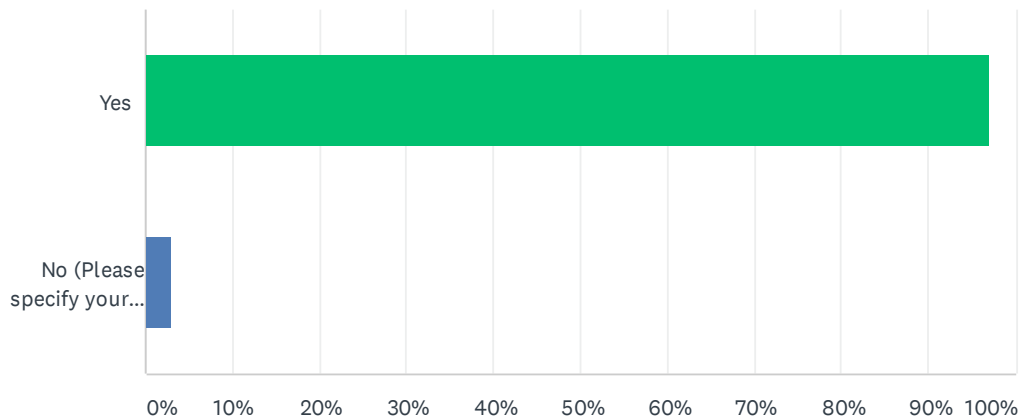


ANSWER CHOICES	RESPONSES	
Bisexual	8.08%	8
Gay	2.02%	2
Heterosexual	82.83%	82
Lesbian	0.00%	0
Pansexual	0.00%	0
Queer	2.02%	2
Questioning	1.01%	1
Prefer not to answer	3.03%	3
Identity not listed here. Please specify:	1.01%	1
TOTAL		99

#	IDENTITY NOT LISTED HERE. PLEASE SPECIFY:	DATE
---	---	------

Q6 Is English your primary language?

Answered: 101 Skipped: 5

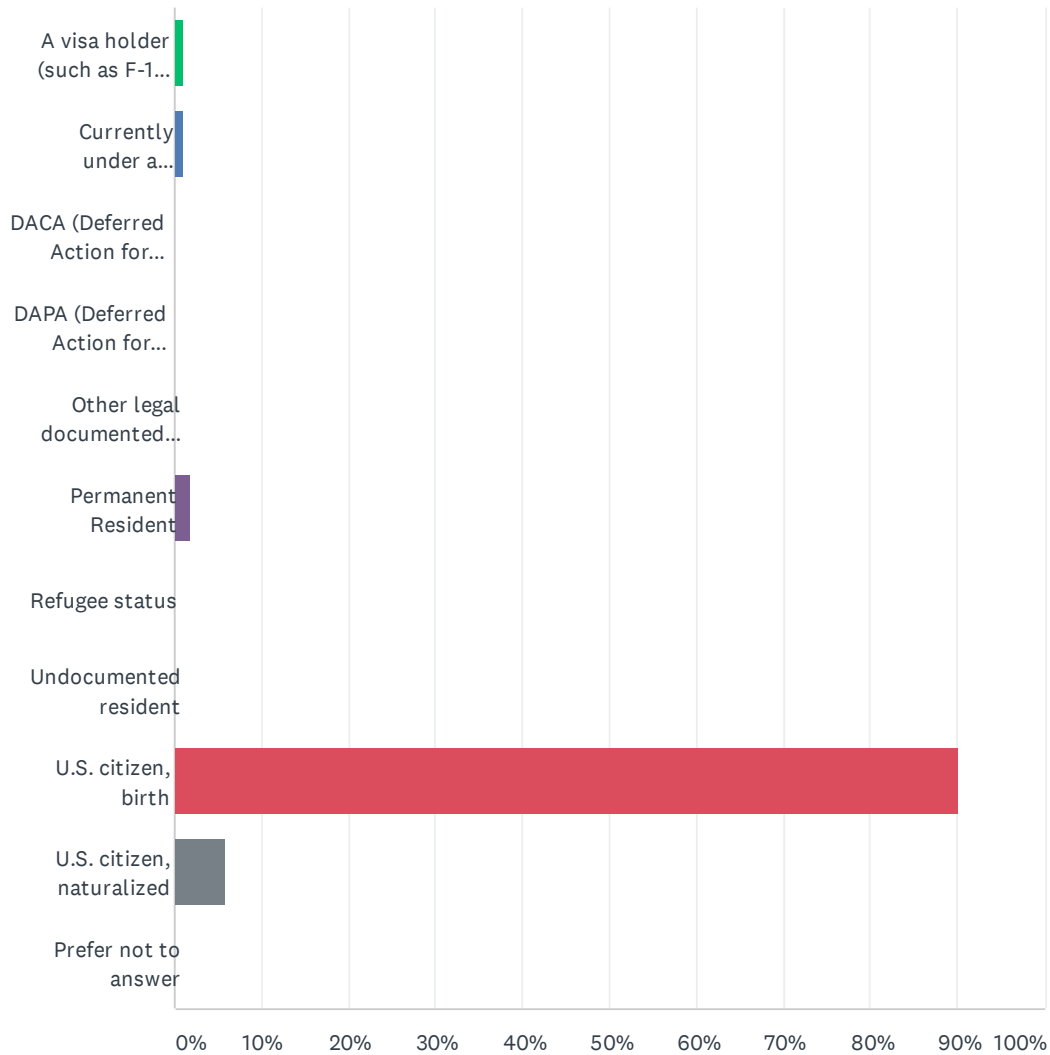


ANSWER CHOICES	RESPONSES
Yes	97.03% 98
No (Please specify your primary language)	2.97% 3
TOTAL	101

#	NO (PLEASE SPECIFY YOUR PRIMARY LANGUAGE)	DATE
1	Nepali	4/1/2021 4:25 PM
2	Ukrainian	3/24/2021 5:22 PM
3	Kiswahili	3/17/2021 9:49 PM

Q7 What is your citizen/immigrant status in the U.S.

Answered: 101 Skipped: 5

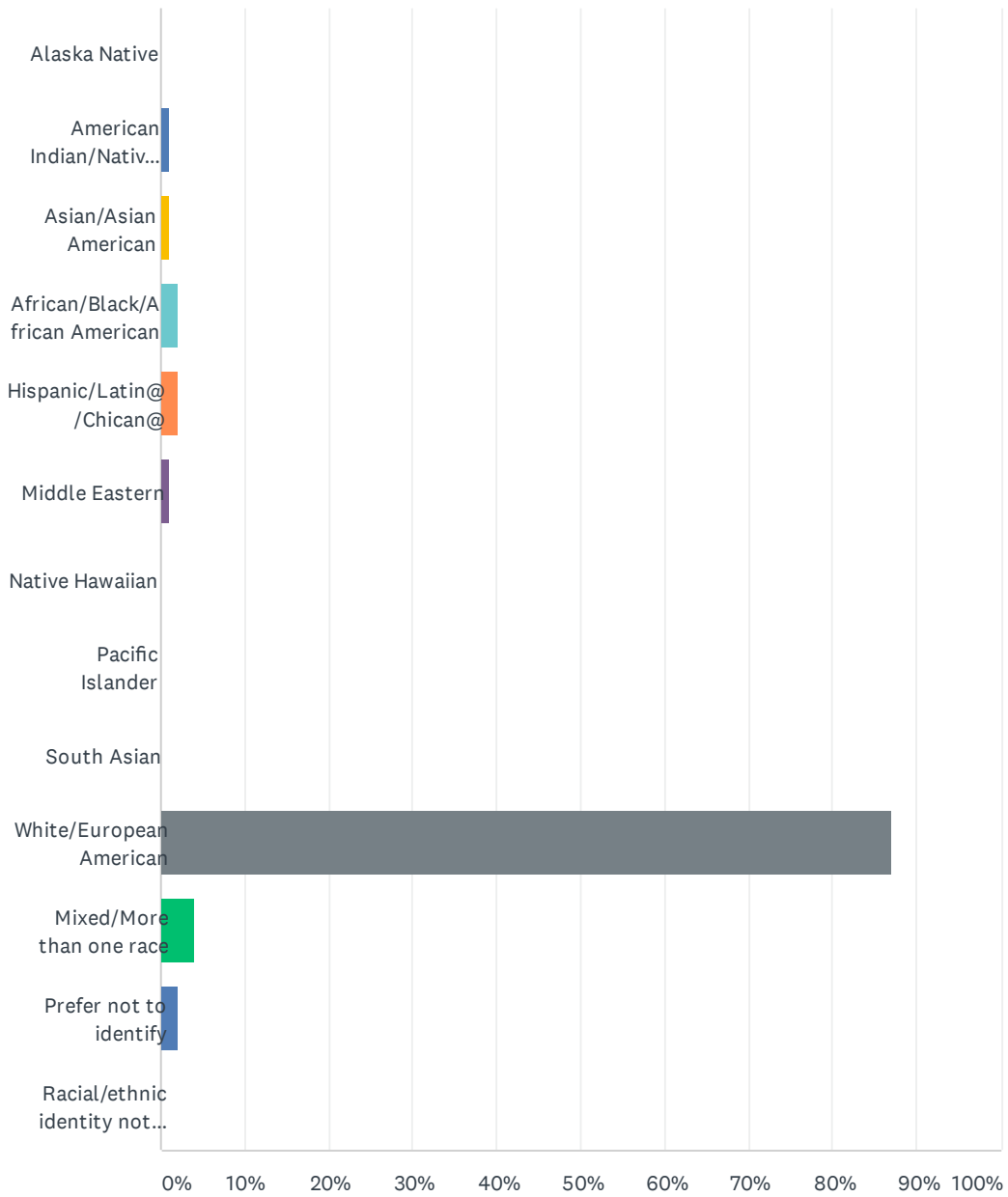


Campus Climate Survey

ANSWER CHOICES	RESPONSES	
A visa holder (such as F-1, J-1, H1-B, U)	0.99%	1
Currently under a withholding of removal status	0.99%	1
DACA (Deferred Action for Childhood Arrival)	0.00%	0
DAPA (Deferred Action for Parental Accountabilty)	0.00%	0
Other legal documented status	0.00%	0
Permanent Resident	1.98%	2
Refugee status	0.00%	0
Undocumented resident	0.00%	0
U.S. citizen, birth	90.10%	91
U.S. citizen, naturalized	5.94%	6
Prefer not to answer	0.00%	0
TOTAL		101

Q8 Please indicate which group below most accurately describes your racial/ethnic identification.

Answered: 100 Skipped: 6



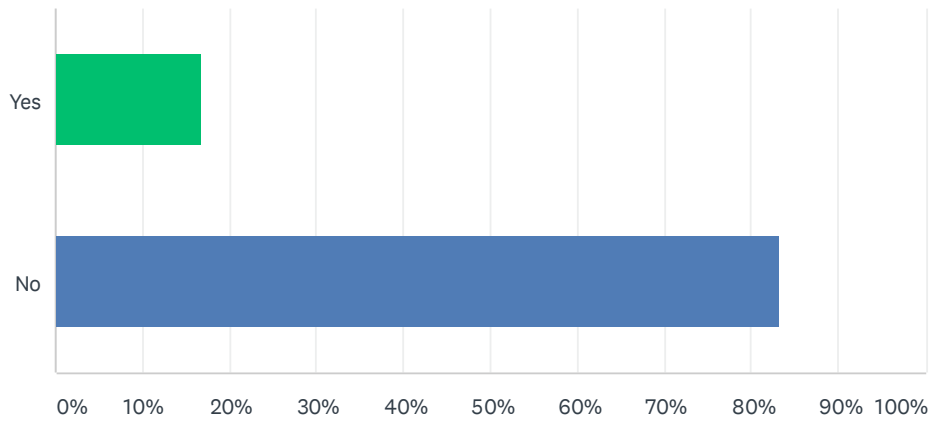
Campus Climate Survey

ANSWER CHOICES	RESPONSES	
Alaska Native	0.00%	0
American Indian/Native American	1.00%	1
Asian/Asian American	1.00%	1
African/Black/African American	2.00%	2
Hispanic/Latin@/Chican@	2.00%	2
Middle Eastern	1.00%	1
Native Hawaiian	0.00%	0
Pacific Islander	0.00%	0
South Asian	0.00%	0
White/European American	87.00%	87
Mixed/More than one race	4.00%	4
Prefer not to identify	2.00%	2
Racial/ethnic identity not listed here. Please specify:	0.00%	0
TOTAL		100

#	RACIAL/ETHNIC IDENTITY NOT LISTED HERE. PLEASE SPECIFY:	DATE
	There are no responses.	

Q9 Do you have a condition/disability that influences your learning, living, or working activities?

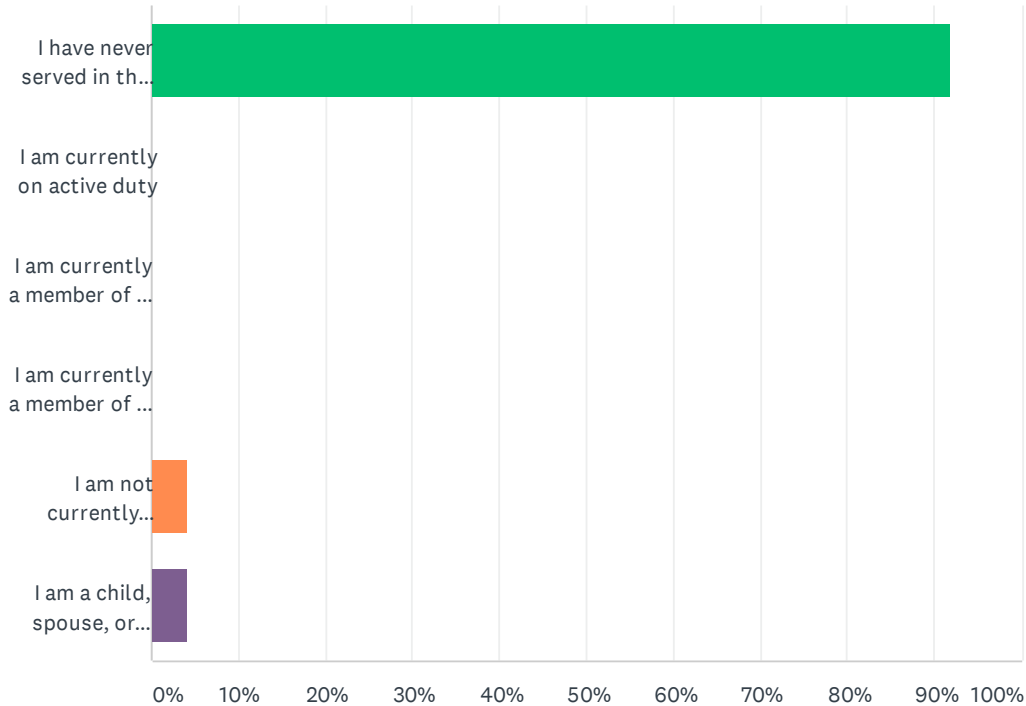
Answered: 101 Skipped: 5



ANSWER CHOICES	RESPONSES	
Yes	16.83%	17
No	83.17%	84
TOTAL		101

Q10 Are you a U.S. Veteran, currently serving in the U.S. military, or have any U.S. military affiliation (e.g. ROTC, family member)? If so, please indicate your primary status:

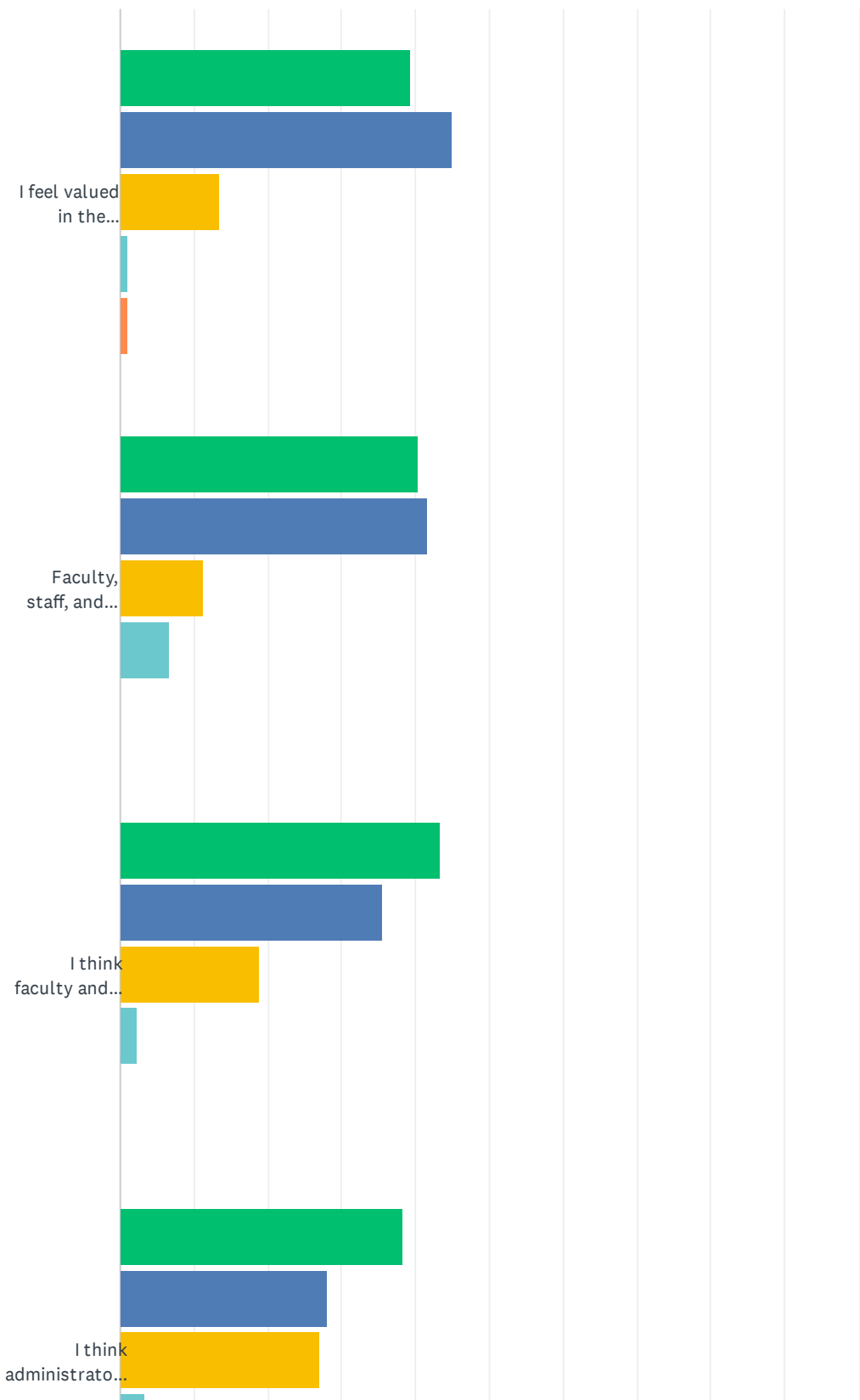
Answered: 98 Skipped: 8



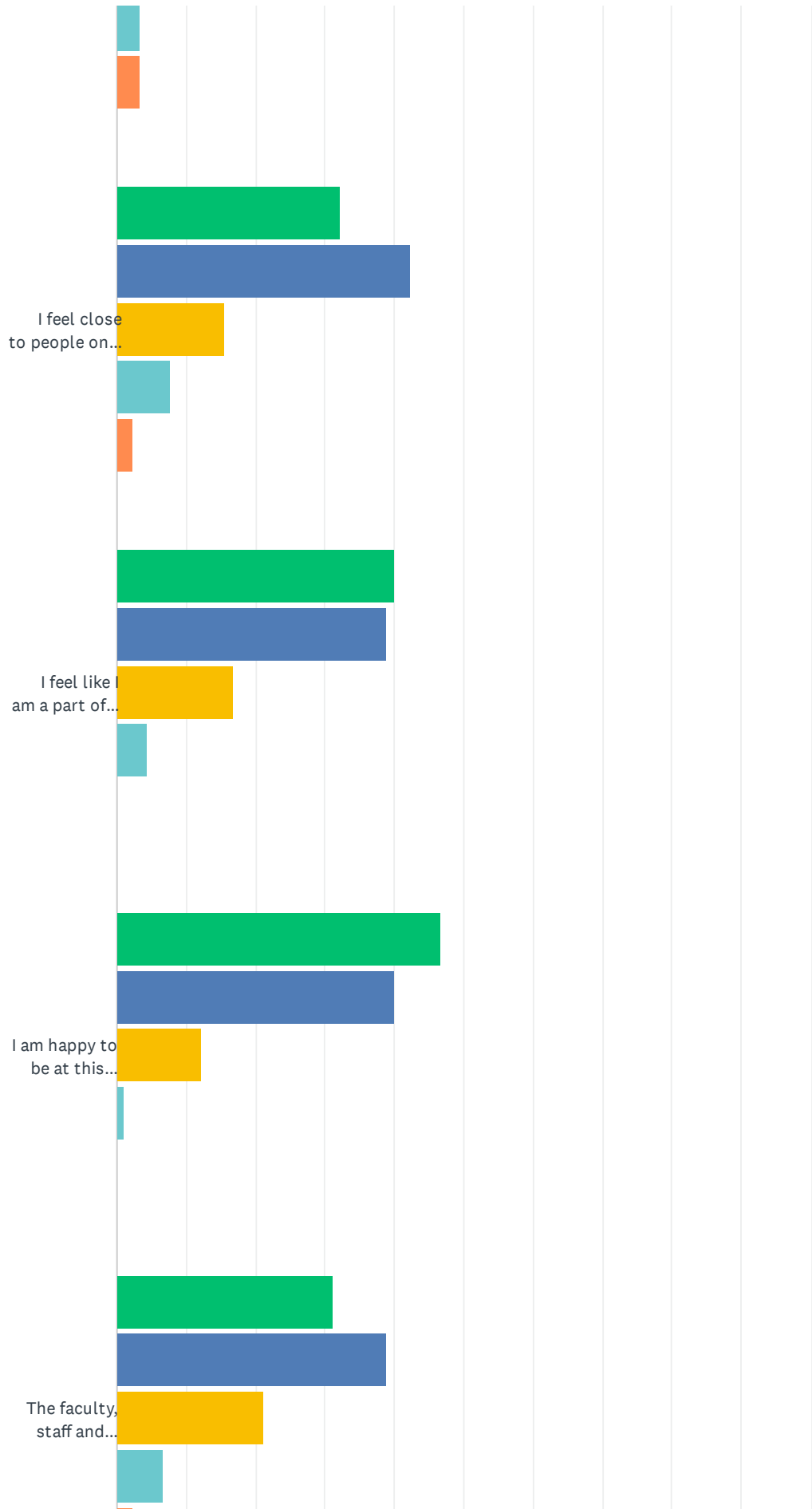
ANSWER CHOICES	RESPONSES	
I have never served in the U.S. Armed Forces	91.84%	90
I am currently on active duty	0.00%	0
I am currently a member of the National Guard	0.00%	0
I am currently a member of the Reserves	0.00%	0
I am not currently serving but have served (e.g. retired/veteran)	4.08%	4
I am a child, spouse, or domestic partner of a current member of the U.S. Armed Forces	4.08%	4
TOTAL		98

Q11 Please indicate your level of agreement with each of the following statements:

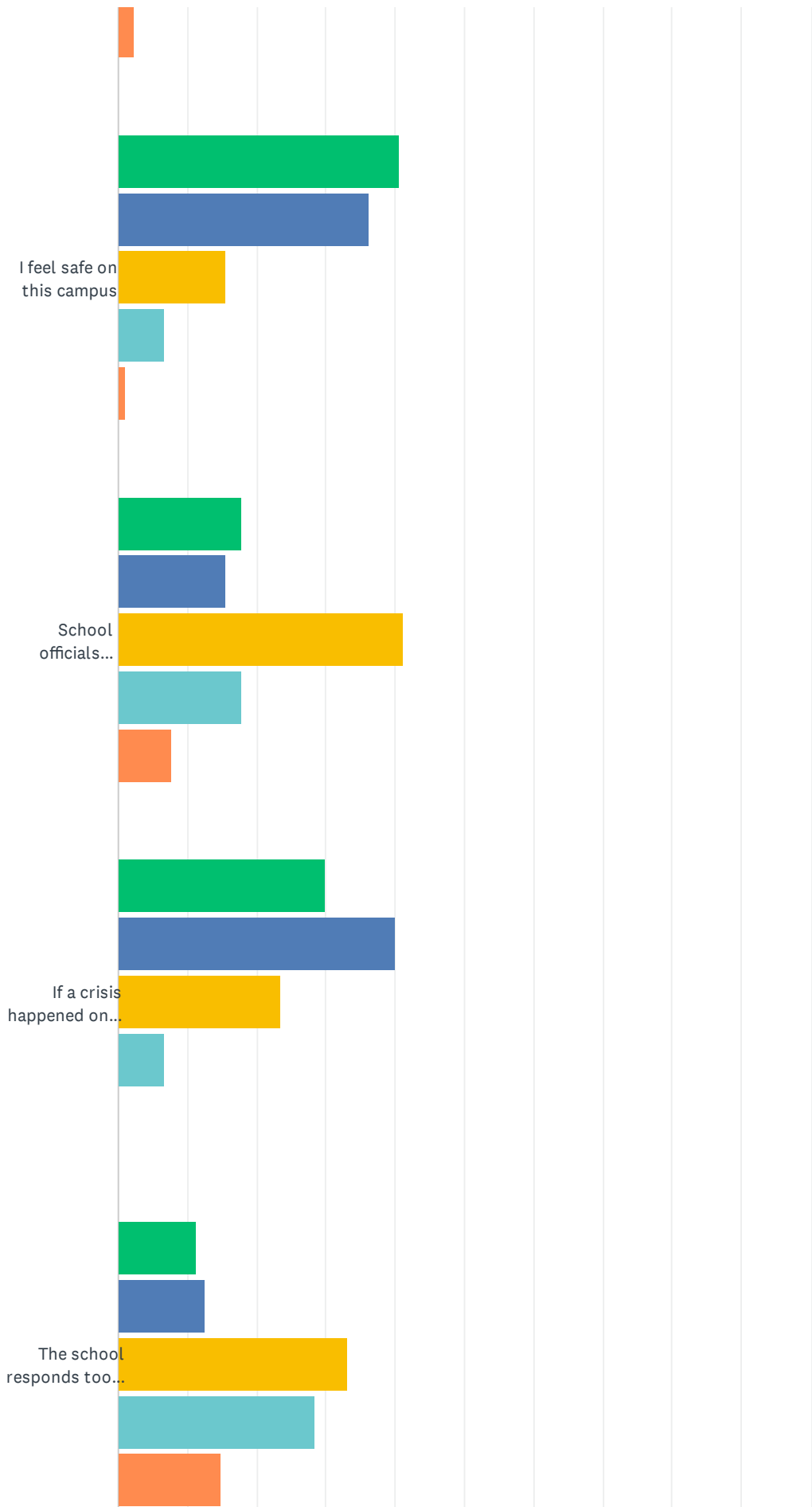
Answered: 91 Skipped: 15



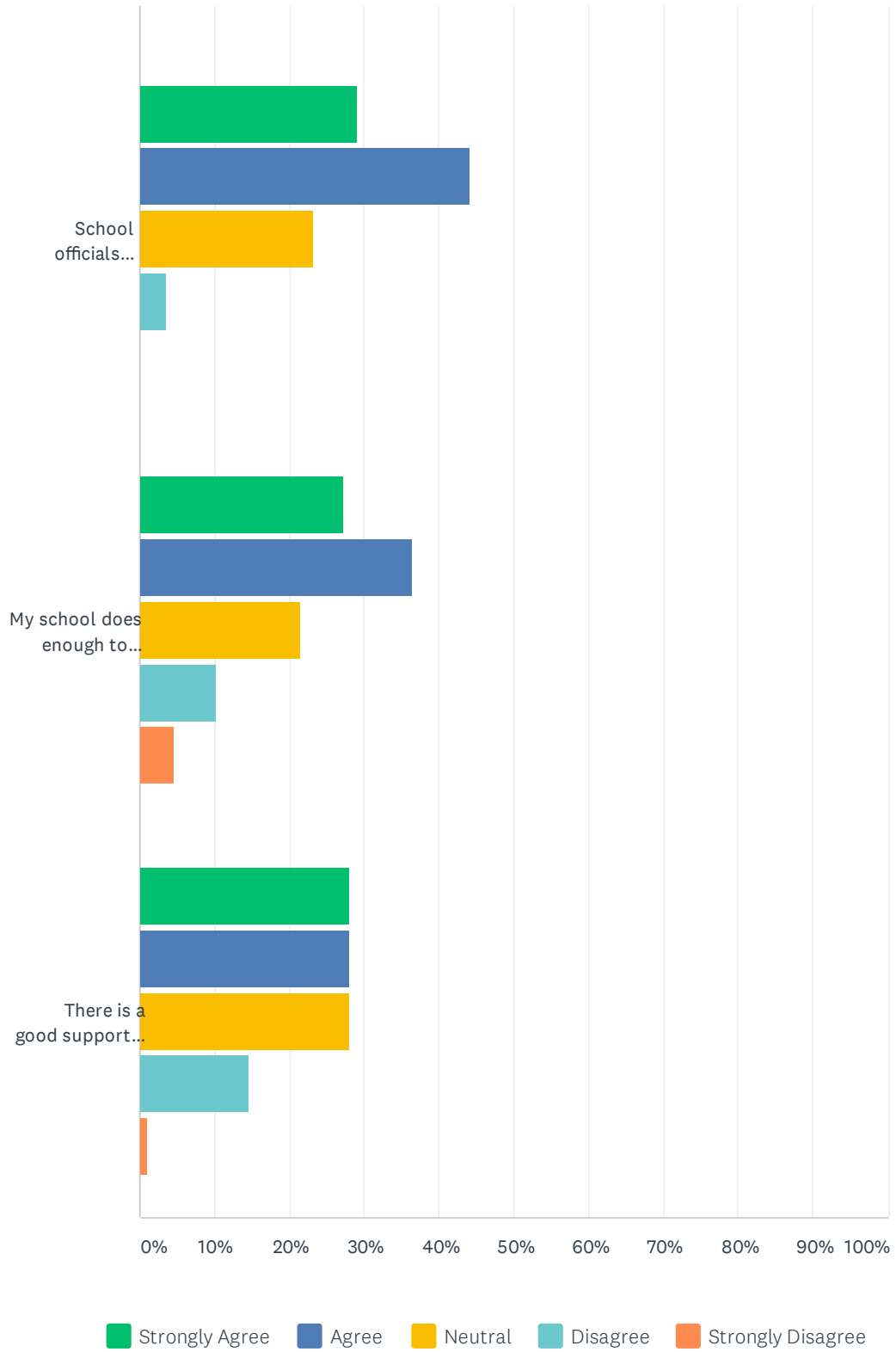
Campus Climate Survey



Campus Climate Survey



Campus Climate Survey

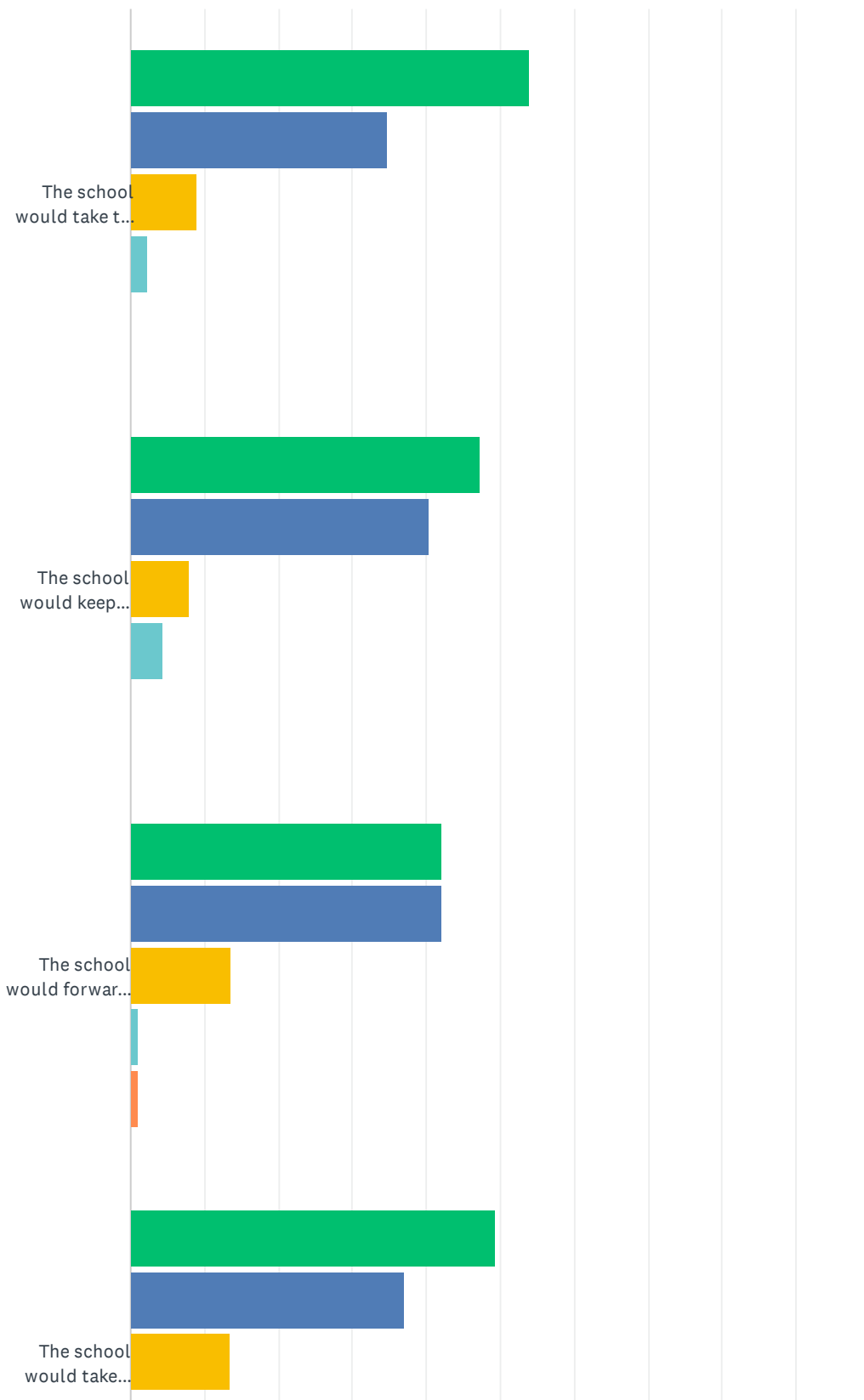


Campus Climate Survey

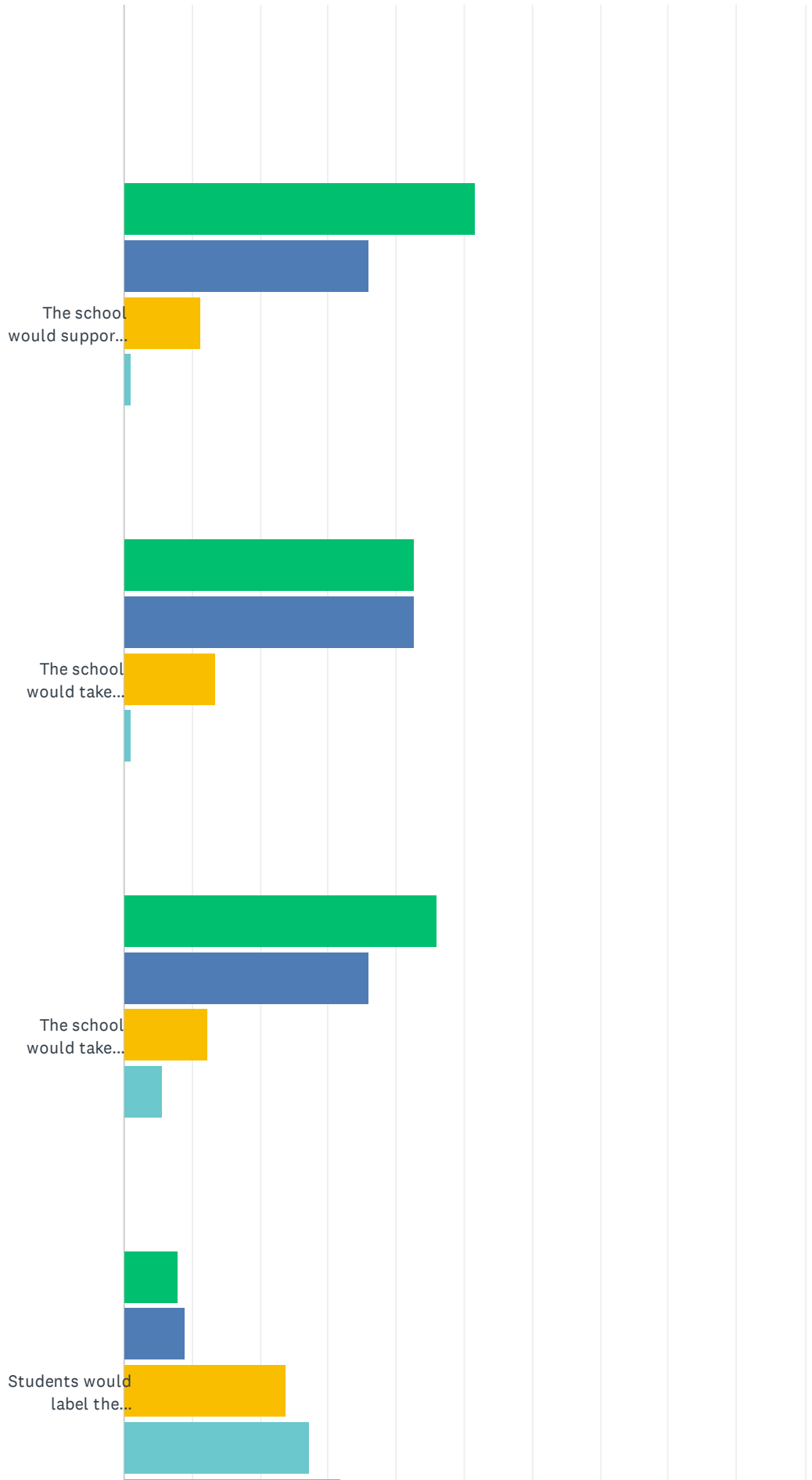
	STRONGLY AGREE	AGREE	NEUTRAL	DISAGREE	STRONGLY DISAGREE	TOTAL
I feel valued in the classroom/learning environment	39.33% 35	44.94% 40	13.48% 12	1.12% 1	1.12% 1	89
Faculty, staff, and administrators respect what students think	40.45% 36	41.57% 37	11.24% 10	6.74% 6	0.00% 0	89
I think faculty and staff are genuinely concerned about my welfare	43.33% 39	35.56% 32	18.89% 17	2.22% 2	0.00% 0	90
I think administrators are genuinely concerned about my welfare	38.20% 34	28.09% 25	26.97% 24	3.37% 3	3.37% 3	89
I feel close to people on this campus	32.22% 29	42.22% 38	15.56% 14	7.78% 7	2.22% 2	90
I feel like I am a part of this school	40.00% 36	38.89% 35	16.67% 15	4.44% 4	0.00% 0	90
I am happy to be at this school	46.67% 42	40.00% 36	12.22% 11	1.11% 1	0.00% 0	90
The faculty, staff and administrators at this school treat students fairly	31.11% 28	38.89% 35	21.11% 19	6.67% 6	2.22% 2	90
I feel safe on this campus	40.66% 37	36.26% 33	15.38% 14	6.59% 6	1.10% 1	91
School officials (administrators, campus safety officers) should do more to protect students from harm	17.78% 16	15.56% 14	41.11% 37	17.78% 16	7.78% 7	90
If a crisis happened on campus, my school would handle it well	30.00% 27	40.00% 36	23.33% 21	6.67% 6	0.00% 0	90
The school responds too slowly in difficult safety situations	11.36% 10	12.50% 11	32.95% 29	28.41% 25	14.77% 13	88
School officials handle safety incidents in a fair and responsible manner	29.07% 25	44.19% 38	23.26% 20	3.49% 3	0.00% 0	86
My school does enough to protect the safety of students	27.27% 24	36.36% 32	21.59% 19	10.23% 9	4.55% 4	88
There is a good support system on campus for students going through difficult times	28.09% 25	28.09% 25	28.09% 25	14.61% 13	1.12% 1	89

Q12 If someone were to report a sexual assault to a campus authority, how likely is it that each of the following would occur?

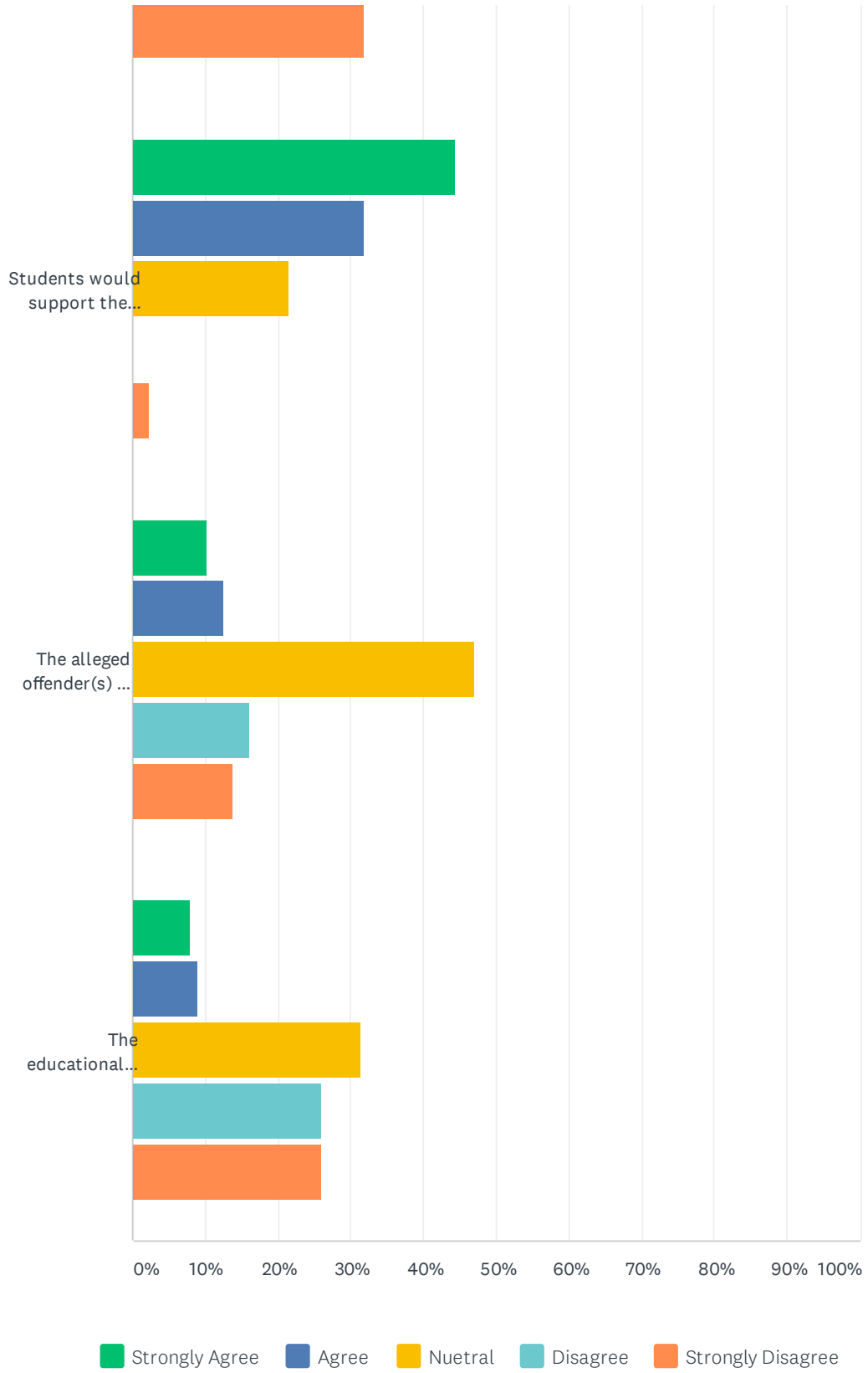
Answered: 89 Skipped: 17



Campus Climate Survey



Campus Climate Survey

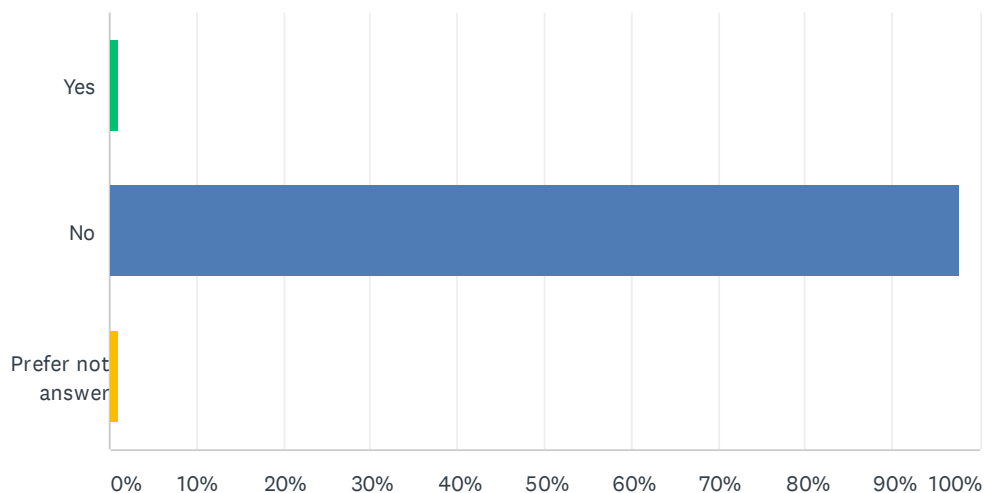


Campus Climate Survey

	STRONGLY AGREE	AGREE	NUETRAL	DISAGREE	STRONGLY DISAGREE	TOTAL
The school would take the report seriously	53.93% 48	34.83% 31	8.99% 8	2.25% 2	0.00% 0	89
The school would keep knowledge of the report limited to those who need to know in order for the school to respond properly	47.19% 42	40.45% 36	7.87% 7	4.49% 4	0.00% 0	89
The school would forward the report outside the campus to criminal investigators	42.05% 37	42.05% 37	13.64% 12	1.14% 1	1.14% 1	88
The school would take steps to protect the safety of the person making the report	49.44% 44	37.08% 33	13.48% 12	0.00% 0	0.00% 0	89
The school would support the person making the report	51.69% 46	35.96% 32	11.24% 10	1.12% 1	0.00% 0	89
The school would take corrective action to address factors that may have led to the sexual assault	42.70% 38	42.70% 38	13.48% 12	1.12% 1	0.00% 0	89
The school would take corrective action against the offender	46.07% 41	35.96% 32	12.36% 11	5.62% 5	0.00% 0	89
Students would label the person making the report as a troublemaker	7.95% 7	9.09% 8	23.86% 21	27.27% 24	31.82% 28	88
Students would support the person making the report	44.32% 39	31.82% 28	21.59% 19	0.00% 0	2.27% 2	88
The alleged offender(s) or their associates would retaliate against the person making the report	10.34% 9	12.64% 11	47.13% 41	16.09% 14	13.79% 12	87
The educational achievement/career of the person making the report would suffer	7.87% 7	8.99% 8	31.46% 28	25.84% 23	25.84% 23	89

Q13 Have you experienced unwanted sexual contact on this campus (St. Joseph's College of Nursing)?

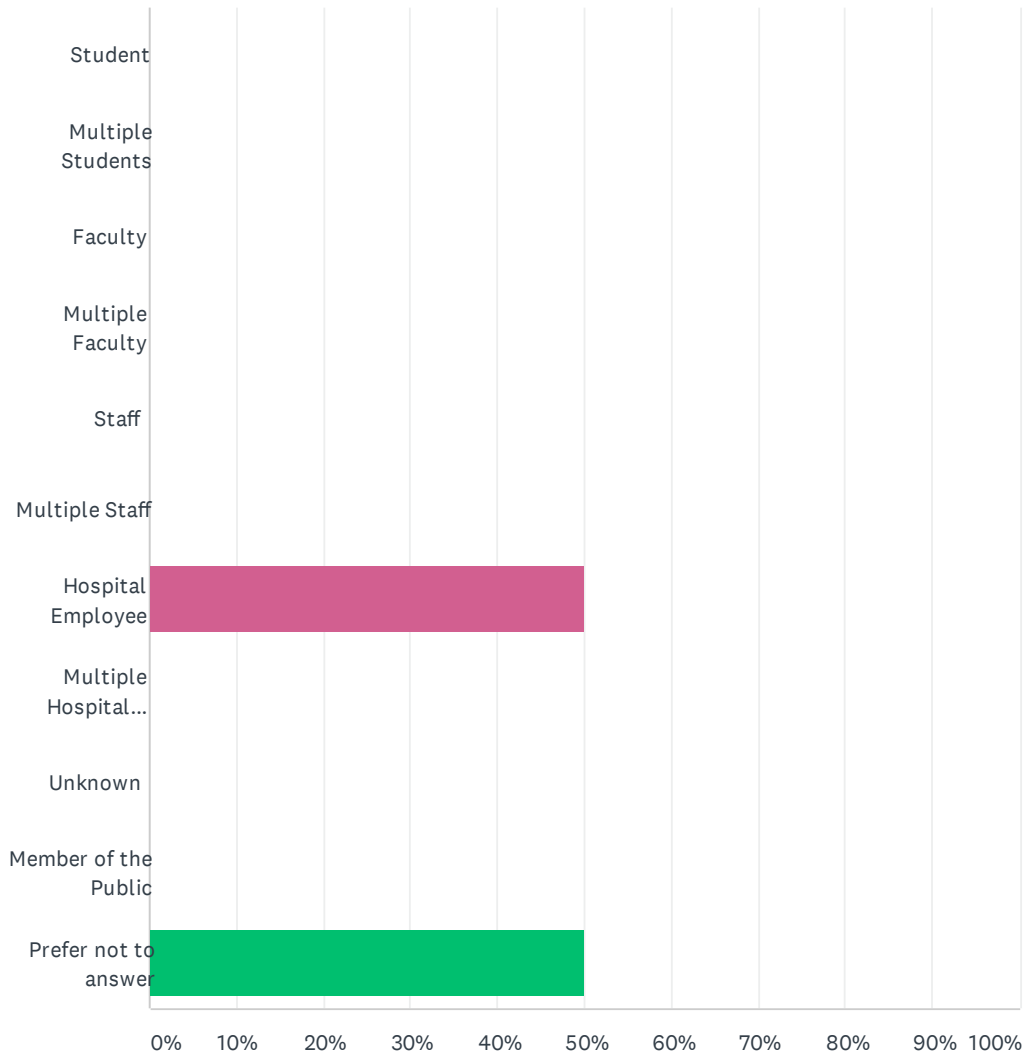
Answered: 91 Skipped: 15



ANSWER CHOICES	RESPONSES	
Yes	1.10%	1
No	97.80%	89
Prefer not answer	1.10%	1
TOTAL		91

Q14 Who was/were the person(s) who did this (select all that apply)?

Answered: 2 Skipped: 104

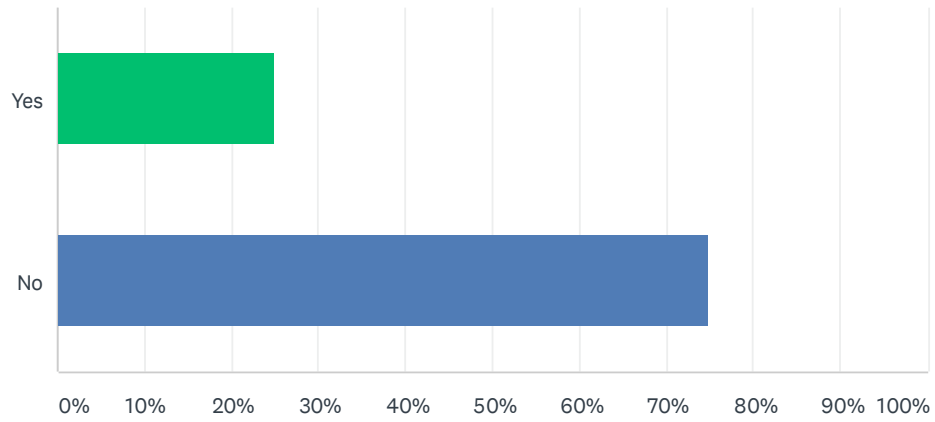


Campus Climate Survey

ANSWER CHOICES	RESPONSES	
Student	0.00%	0
Multiple Students	0.00%	0
Faculty	0.00%	0
Multiple Faculty	0.00%	0
Staff	0.00%	0
Multiple Staff	0.00%	0
Hospital Employee	50.00%	1
Multiple Hospital Employees	0.00%	0
Unknown	0.00%	0
Member of the Public	0.00%	0
Prefer not to answer	50.00%	1
Total Respondents: 2		

Q15 Did you report this incident?

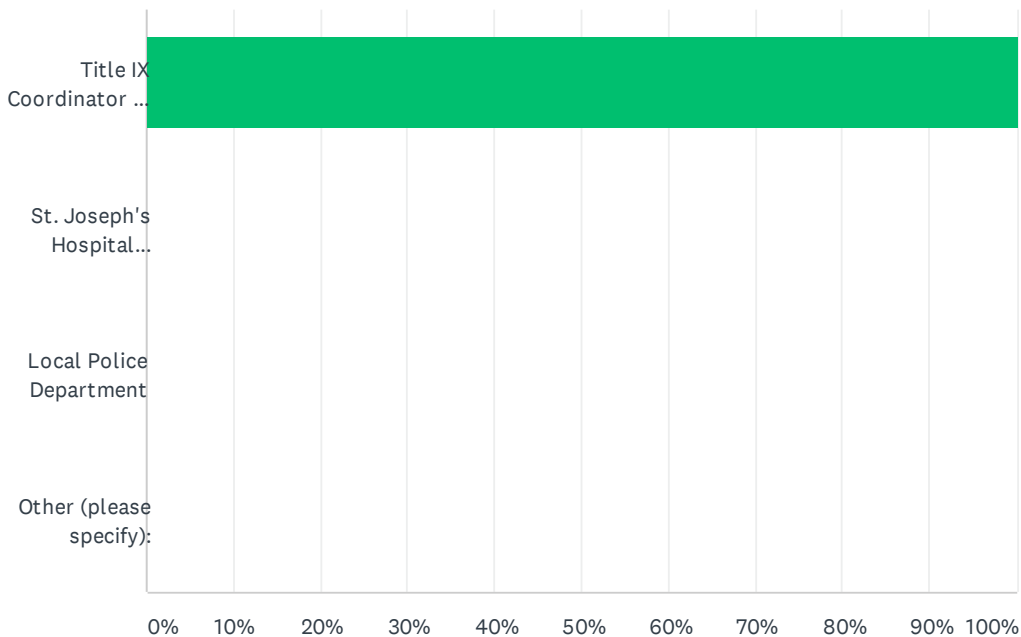
Answered: 4 Skipped: 102



ANSWER CHOICES	RESPONSES	
Yes	25.00%	1
No	75.00%	3
TOTAL		4

Q16 Who did you report this incident to?

Answered: 1 Skipped: 105

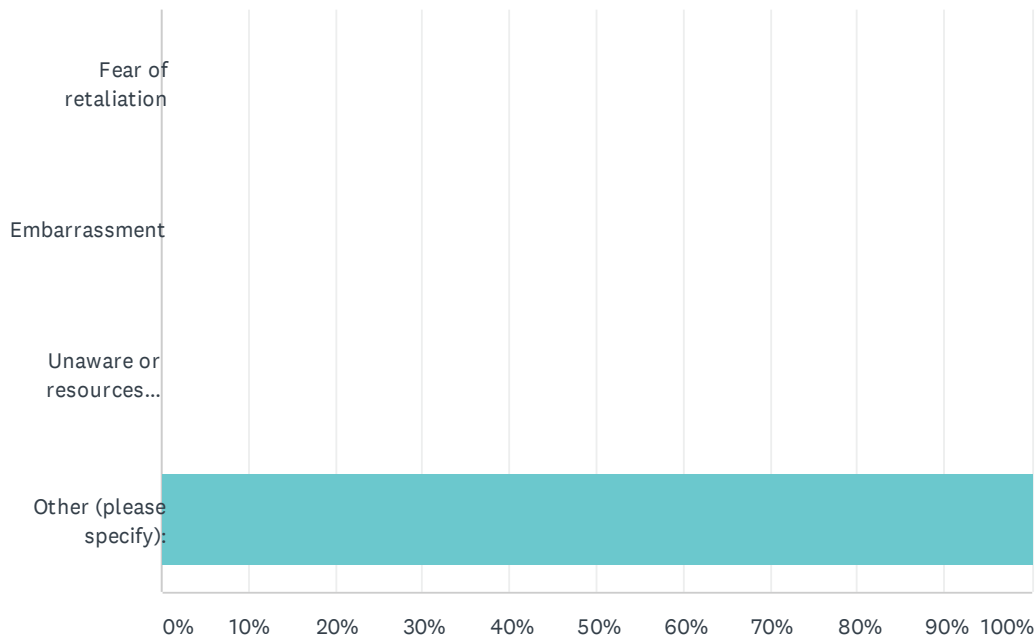


ANSWER CHOICES	RESPONSES	
Title IX Coordinator / Investigator	100.00%	1
St. Joseph's Hospital Security	0.00%	0
Local Police Department	0.00%	0
Other (please specify):	0.00%	0
TOTAL		1

#	OTHER (PLEASE SPECIFY):	DATE
	There are no responses.	

Q17 If you did not report this incident. What prevented you from reporting?

Answered: 1 Skipped: 105

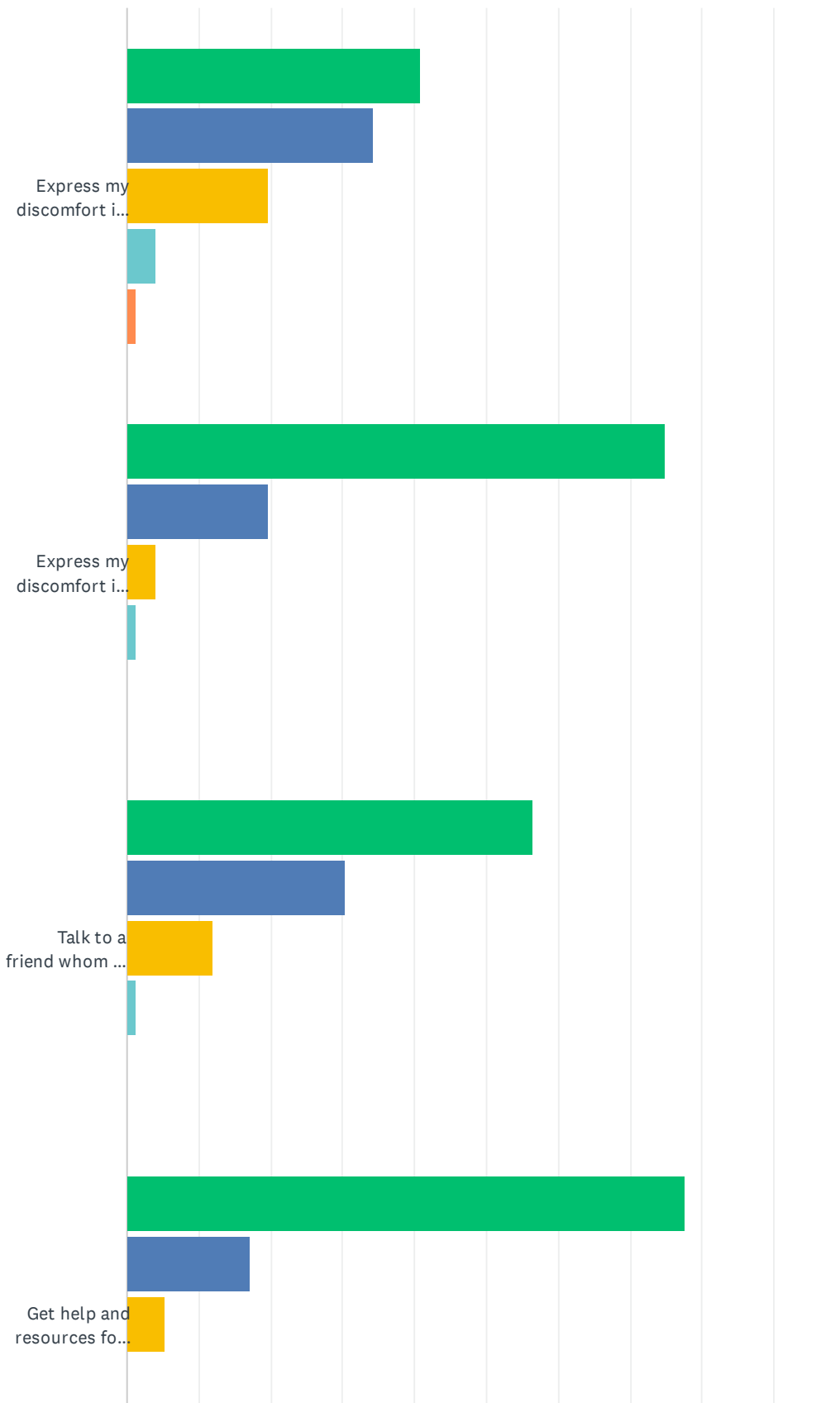


ANSWER CHOICES	RESPONSES
Fear of retaliation	0.00% 0
Embarrassment	0.00% 0
Unaware or resources available for reporting	0.00% 0
Other (please specify):	100.00% 1
TOTAL	1

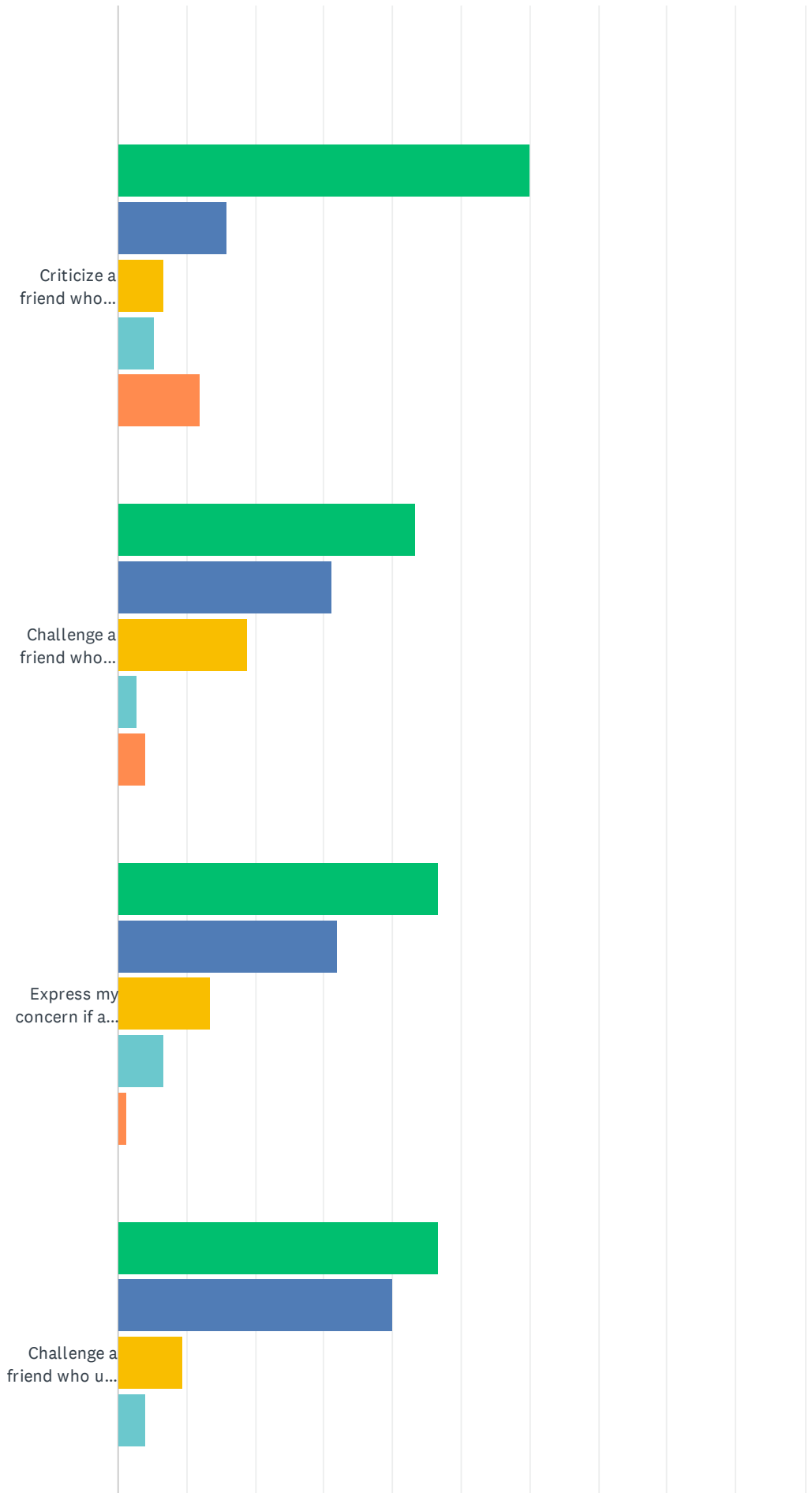
#	OTHER (PLEASE SPECIFY):	DATE
1	Did not see an incident	3/10/2021 8:53 AM

Q18 Please indicate how likely you are to carry out each action:

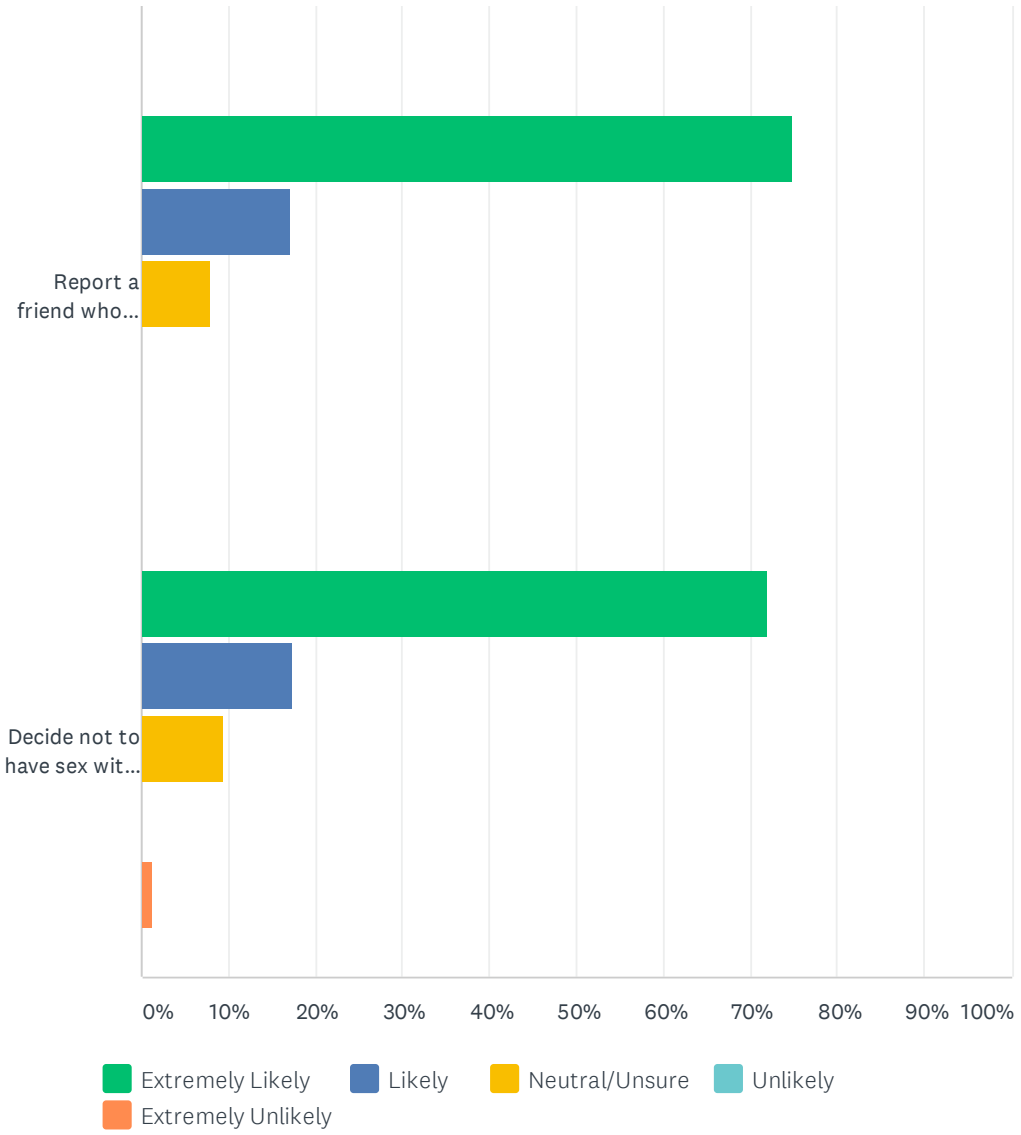
Answered: 76 Skipped: 30



Campus Climate Survey



Campus Climate Survey

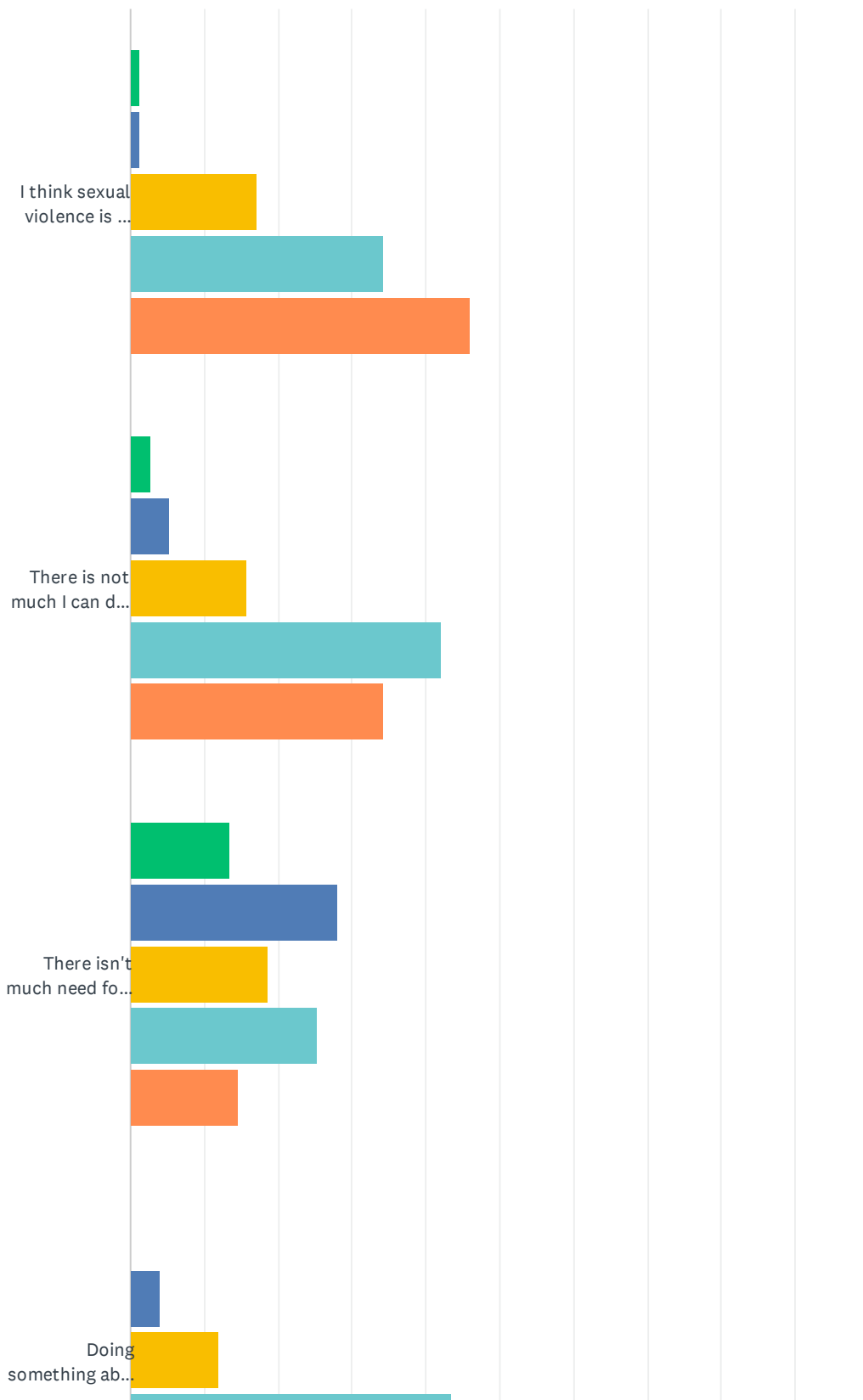


Campus Climate Survey

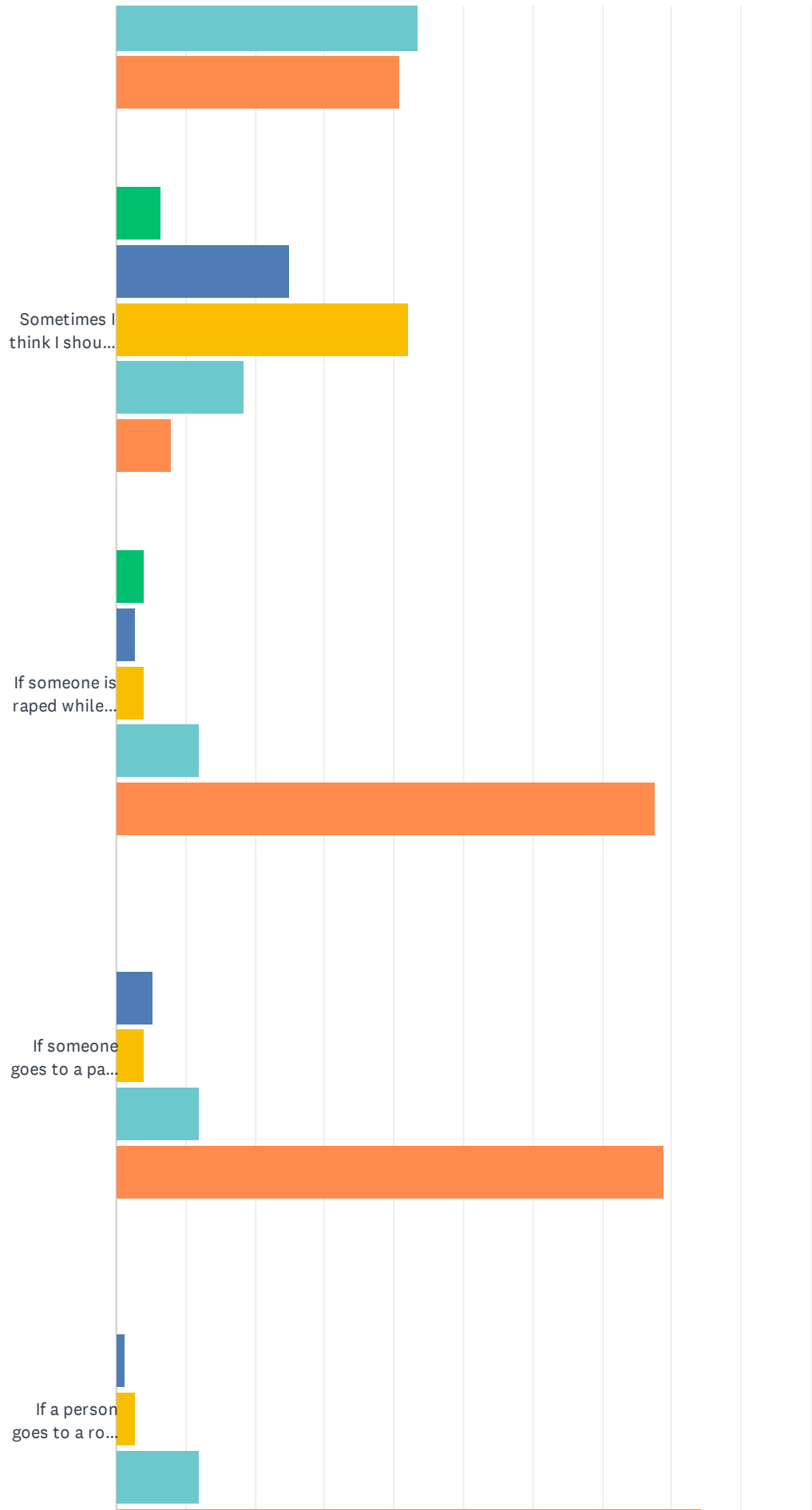
	EXTREMELY LIKELY	LIKELY	NEUTRAL/UNSURE	UNLIKELY	EXTREMELY UNLIKELY	TOTAL
Express my discomfort if someone makes a joke about a person's body	40.79% 31	34.21% 26	19.74% 15	3.95% 3	1.32% 1	76
Express my discomfort if someone says that victims are to blame for being raped	75.00% 57	19.74% 15	3.95% 3	1.32% 1	0.00% 0	76
Talk to a friend whom I suspect is in a sexually abusive relationship	56.58% 43	30.26% 23	11.84% 9	1.32% 1	0.00% 0	76
Get help and resources for a friend who tells me that they have been raped	77.63% 59	17.11% 13	5.26% 4	0.00% 0	0.00% 0	76
Criticize a friend who tells me that they had sex with someone who was passed out or who didn't give consent	60.00% 45	16.00% 12	6.67% 5	5.33% 4	12.00% 9	75
Challenge a friend who makes a sexist joke	43.24% 32	31.08% 23	18.92% 14	2.70% 2	4.05% 3	74
Express my concern if a family member makes a sexist joke	46.67% 35	32.00% 24	13.33% 10	6.67% 5	1.33% 1	75
Challenge a friend who uses insulting words to describe another person	46.67% 35	40.00% 30	9.33% 7	4.00% 3	0.00% 0	75
Report a friend who committed a rape	75.00% 57	17.11% 13	7.89% 6	0.00% 0	0.00% 0	76
Decide not to have sex with a partner if they are drunk	72.00% 54	17.33% 13	9.33% 7	0.00% 0	1.33% 1	75

Q19 Please read the following statements and indicate your level of agreement:

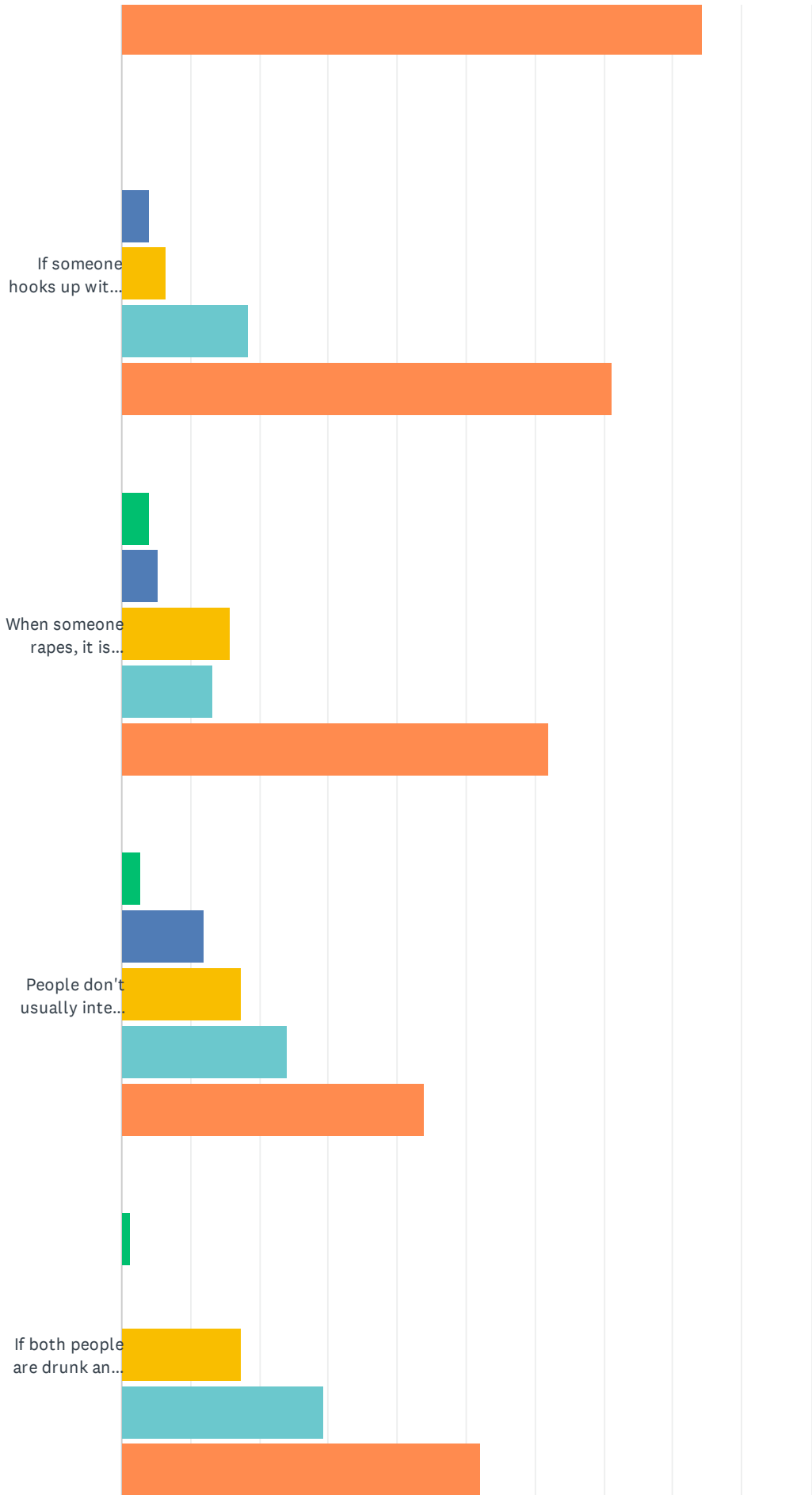
Answered: 76 Skipped: 30



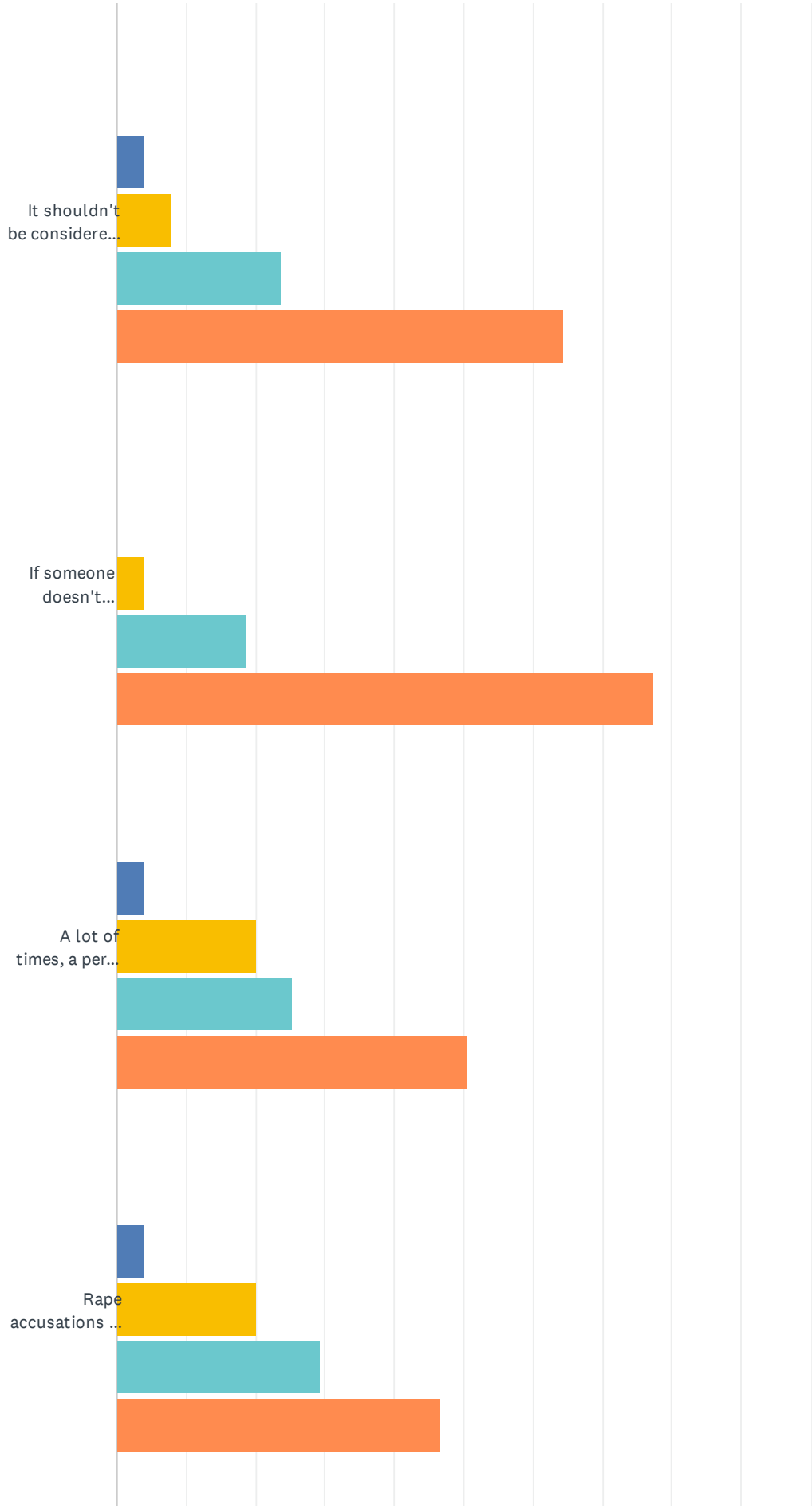
Campus Climate Survey



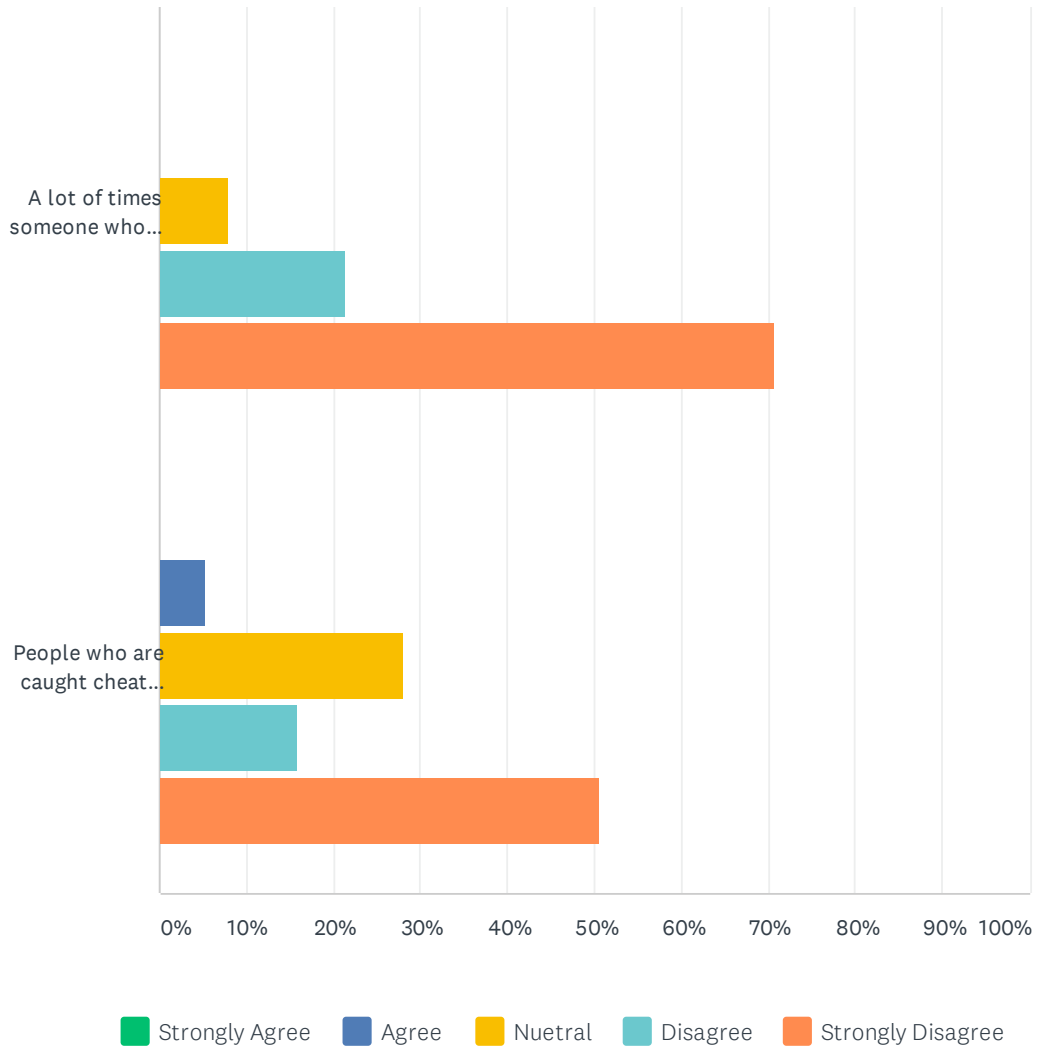
Campus Climate Survey



Campus Climate Survey



Campus Climate Survey

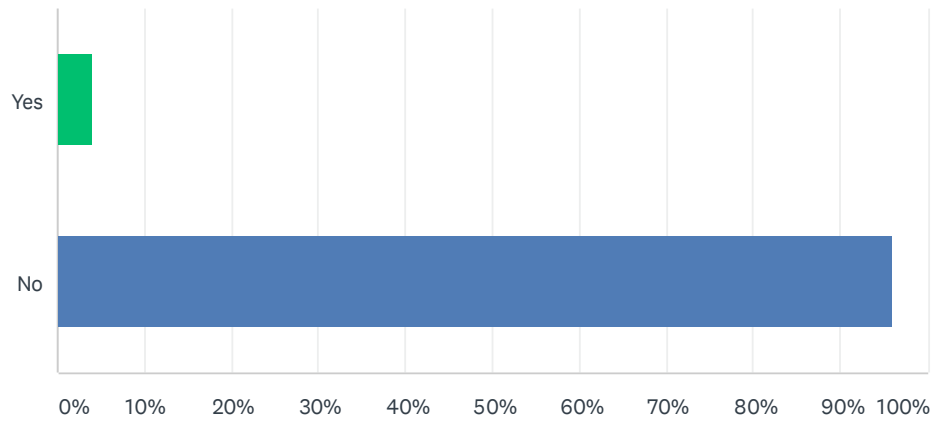


Campus Climate Survey

	STRONGLY AGREE	AGREE	NUETRAL	DISAGREE	STRONGLY DISAGREE	TOTAL
I think sexual violence is a problem on this campus	1.32% 1	1.32% 1	17.11% 13	34.21% 26	46.05% 35	76
There is not much I can do about sexual violence on this campus	2.63% 2	5.26% 4	15.79% 12	42.11% 32	34.21% 26	76
There isn't much need for me to think about sexual violence on this campus	13.33% 10	28.00% 21	18.67% 14	25.33% 19	14.67% 11	75
Doing something about sexual violence is solely the job of the administration	0.00% 0	3.95% 3	11.84% 9	43.42% 33	40.79% 31	76
Sometimes I think I should learn more about sexual violence	6.58% 5	25.00% 19	42.11% 32	18.42% 14	7.89% 6	76
If someone is raped while they are drunk, they are at least somewhat responsible for what happened	3.95% 3	2.63% 2	3.95% 3	11.84% 9	77.63% 59	76
If someone goes to a party wearing revealing clothes, they are asking for trouble	0.00% 0	5.26% 4	3.95% 3	11.84% 9	78.95% 60	76
If a person goes to a room alone with someone else at a party, it is their own fault if they are raped	0.00% 0	1.32% 1	2.63% 2	11.84% 9	84.21% 64	76
If someone hooks up with a lot of people, they will eventually be raped	0.00% 0	3.95% 3	6.58% 5	18.42% 14	71.05% 54	76
When someone rapes, it is usually because of their strong desire for sex	3.95% 3	5.26% 4	15.79% 12	13.16% 10	61.84% 47	76
People don't usually intend to force sex, but sometimes they get too sexually carried away	2.67% 2	12.00% 9	17.33% 13	24.00% 18	44.00% 33	75
If both people are drunk and have sex, it can't be rape	1.33% 1	0.00% 0	17.33% 13	29.33% 22	52.00% 39	75
It shouldn't be considered rape if someone was drunk and didn't realize what they were doing	0.00% 0	3.95% 3	7.89% 6	23.68% 18	64.47% 49	76
If someone doesn't physically resist sex - even if protesting verbally - it really can't be considered rape	0.00% 0	0.00% 0	4.00% 3	18.67% 14	77.33% 58	75
A lot of times, a person who says they were raped agreed to have sex and then regret it	0.00% 0	4.00% 3	20.00% 15	25.33% 19	50.67% 38	75
Rape accusations are often used as a way of getting revenge	0.00% 0	4.00% 3	20.00% 15	29.33% 22	46.67% 35	75
A lot of times someone who says they were raped just have emotional problems	0.00% 0	0.00% 0	8.00% 6	21.33% 16	70.67% 53	75
People who are caught cheating sometimes claim that it was rape	0.00% 0	5.33% 4	28.00% 21	16.00% 12	50.67% 38	75

Q20 Have you been in an incident that would be considered domestic violence in the past 12 months?

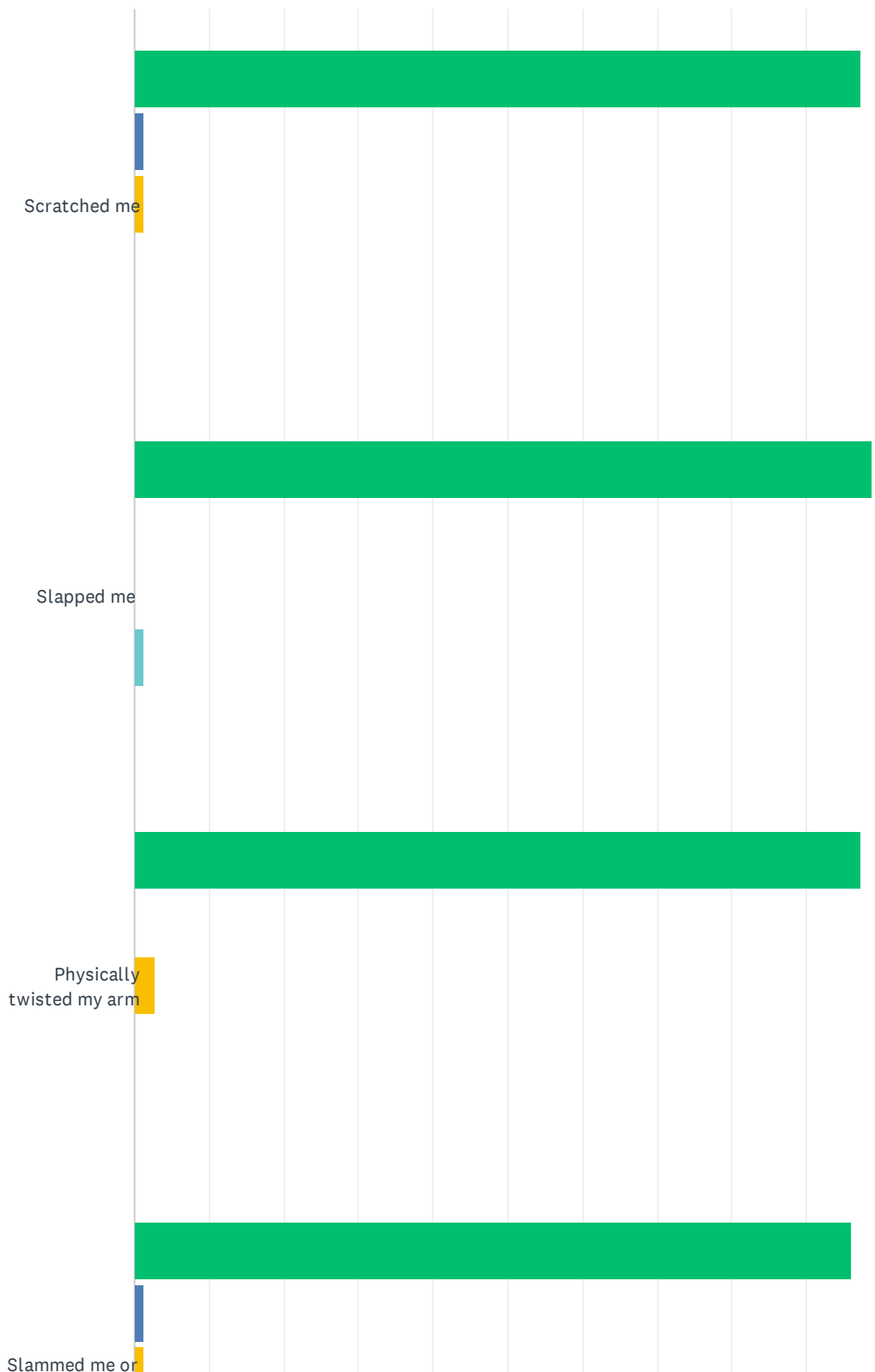
Answered: 76 Skipped: 30



ANSWER CHOICES	RESPONSES	
Yes	3.95%	3
No	96.05%	73
TOTAL		76

Q21 How many times has a casual, steady or serious dating or intimate partner done the following to you without your permission during the past 12 months?

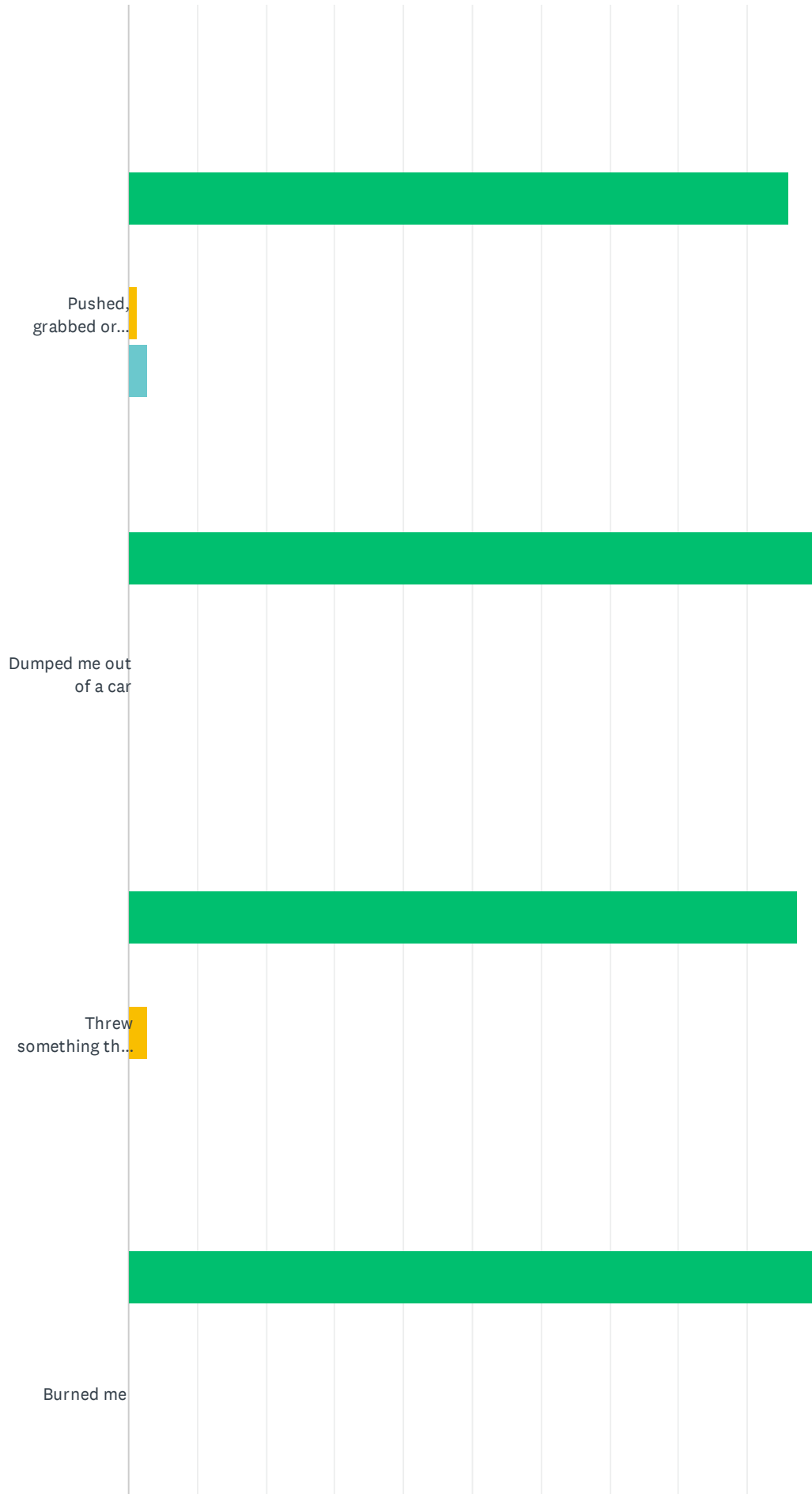
Answered: 74 Skipped: 32



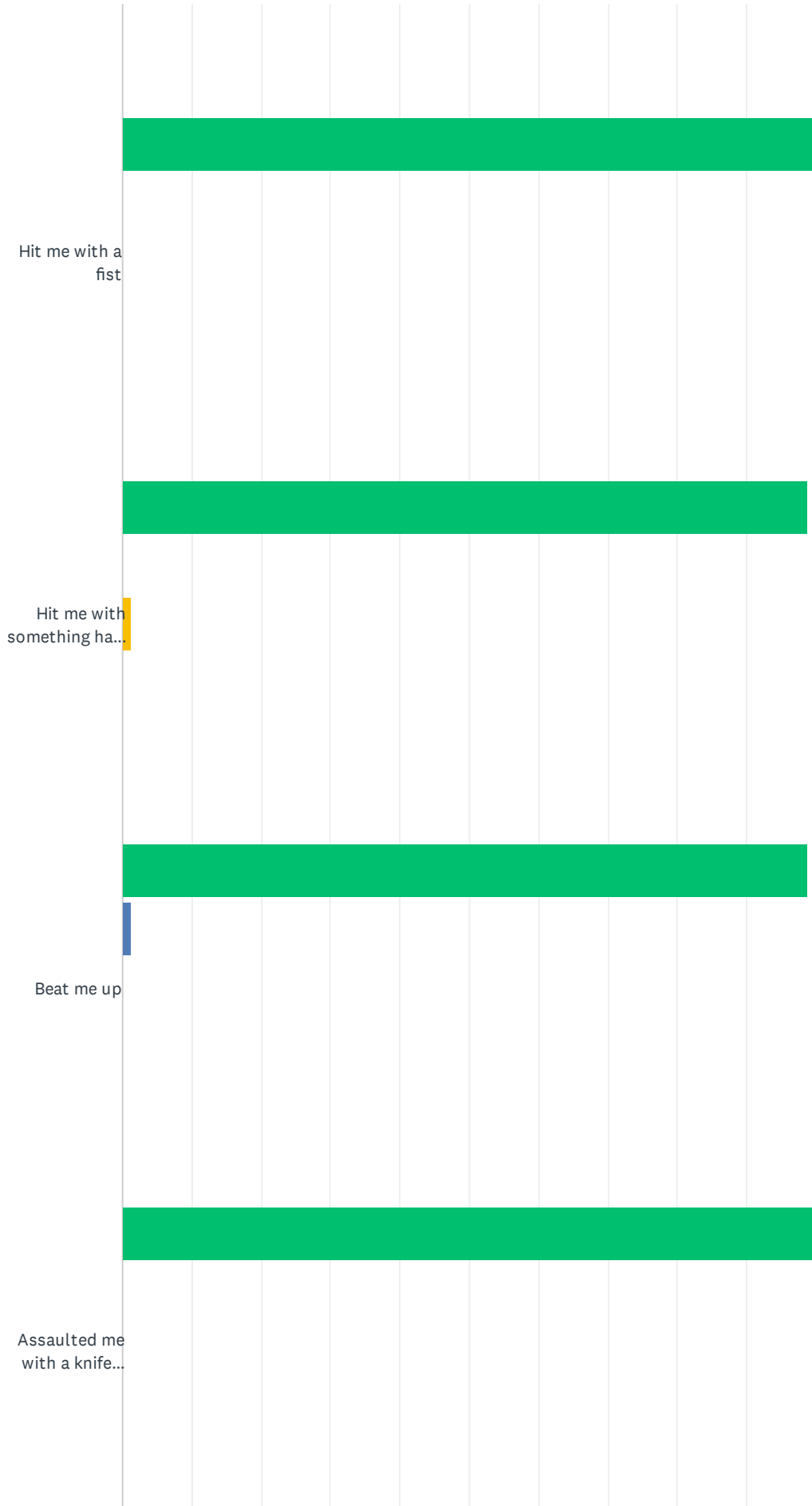
Campus Climate Survey



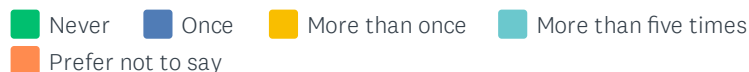
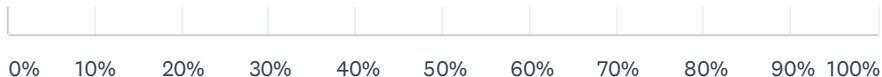
Campus Climate Survey



Campus Climate Survey



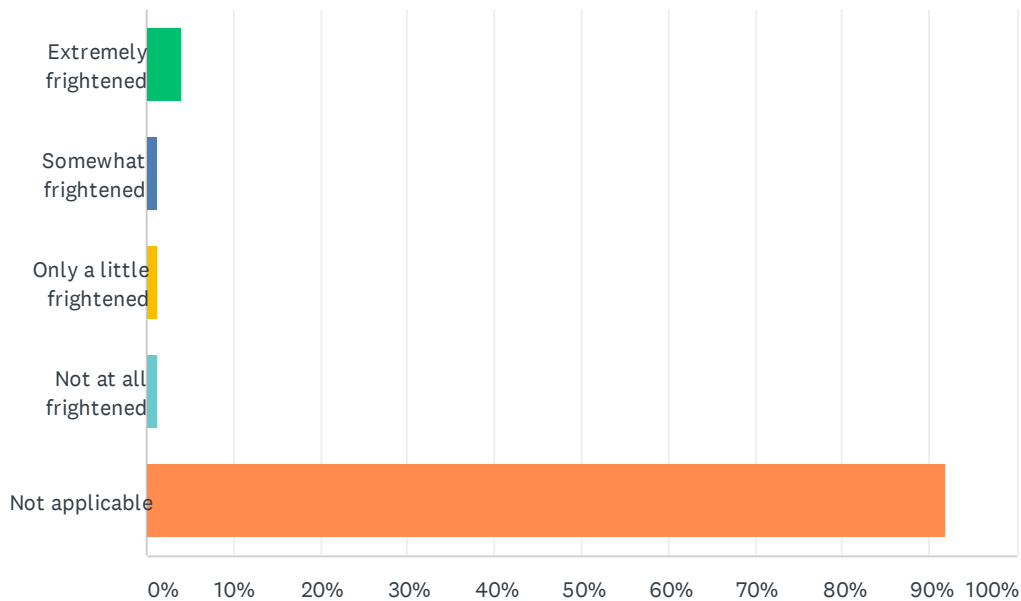
Campus Climate Survey



	NEVER	ONCE	MORE THAN ONCE	MORE THAN FIVE TIMES	PREFER NOT TO SAY	TOTAL
Scratched me	97.30% 72	1.35% 1	1.35% 1	0.00% 0	0.00% 0	74
Slapped me	98.65% 73	0.00% 0	0.00% 0	1.35% 1	0.00% 0	74
Physically twisted my arm	97.30% 72	0.00% 0	2.70% 2	0.00% 0	0.00% 0	74
Slammed me or held me against the wall	95.95% 71	1.35% 1	1.35% 1	1.35% 1	0.00% 0	74
Kicked me	98.65% 73	0.00% 0	1.35% 1	0.00% 0	0.00% 0	74
Bent my fingers	100.00% 74	0.00% 0	0.00% 0	0.00% 0	0.00% 0	74
Bit me	97.30% 72	0.00% 0	2.70% 2	0.00% 0	0.00% 0	74
Tried to choke me	95.95% 71	2.70% 2	1.35% 1	0.00% 0	0.00% 0	74
Pushed, grabbed or shoved me	95.95% 71	0.00% 0	1.35% 1	2.70% 2	0.00% 0	74
Dumped me out of a car	100.00% 74	0.00% 0	0.00% 0	0.00% 0	0.00% 0	74
Threw something that hit me	97.30% 72	0.00% 0	2.70% 2	0.00% 0	0.00% 0	74
Burned me	100.00% 74	0.00% 0	0.00% 0	0.00% 0	0.00% 0	74
Hit me with a fist	100.00% 74	0.00% 0	0.00% 0	0.00% 0	0.00% 0	74
Hit me with something hard besides a fist	98.65% 73	0.00% 0	1.35% 1	0.00% 0	0.00% 0	74
Beat me up	98.65% 73	1.35% 1	0.00% 0	0.00% 0	0.00% 0	74
Assaulted me with a knife or a gun	100.00% 74	0.00% 0	0.00% 0	0.00% 0	0.00% 0	74

Q22 How frightened were you by the incident(s)?

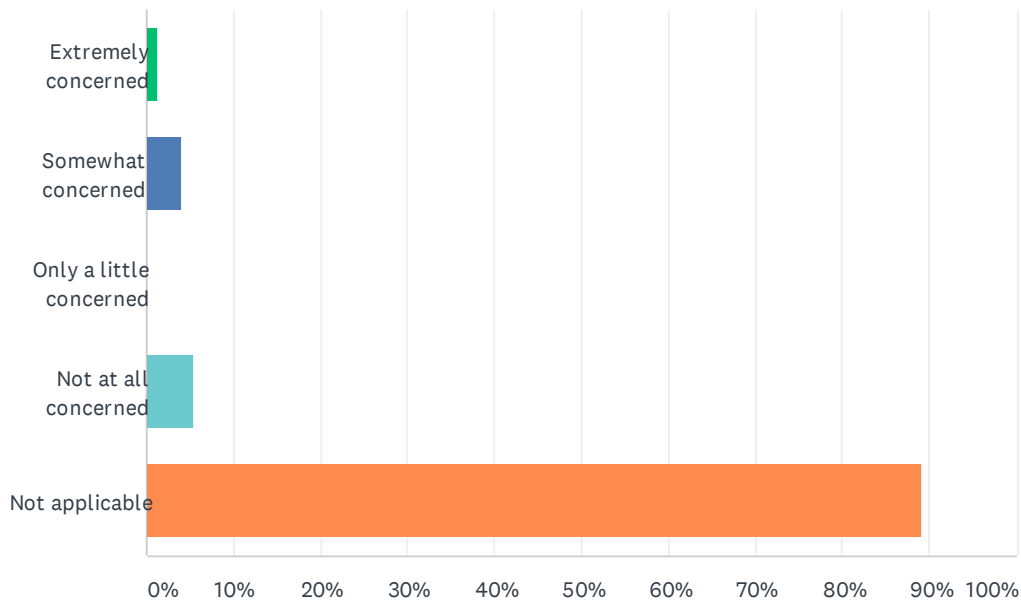
Answered: 74 Skipped: 32



ANSWER CHOICES	RESPONSES	
Extremely frightened	4.05%	3
Somewhat frightened	1.35%	1
Only a little frightened	1.35%	1
Not at all frightened	1.35%	1
Not applicable	91.89%	68
TOTAL		74

Q23 How concerned were you about your safety?

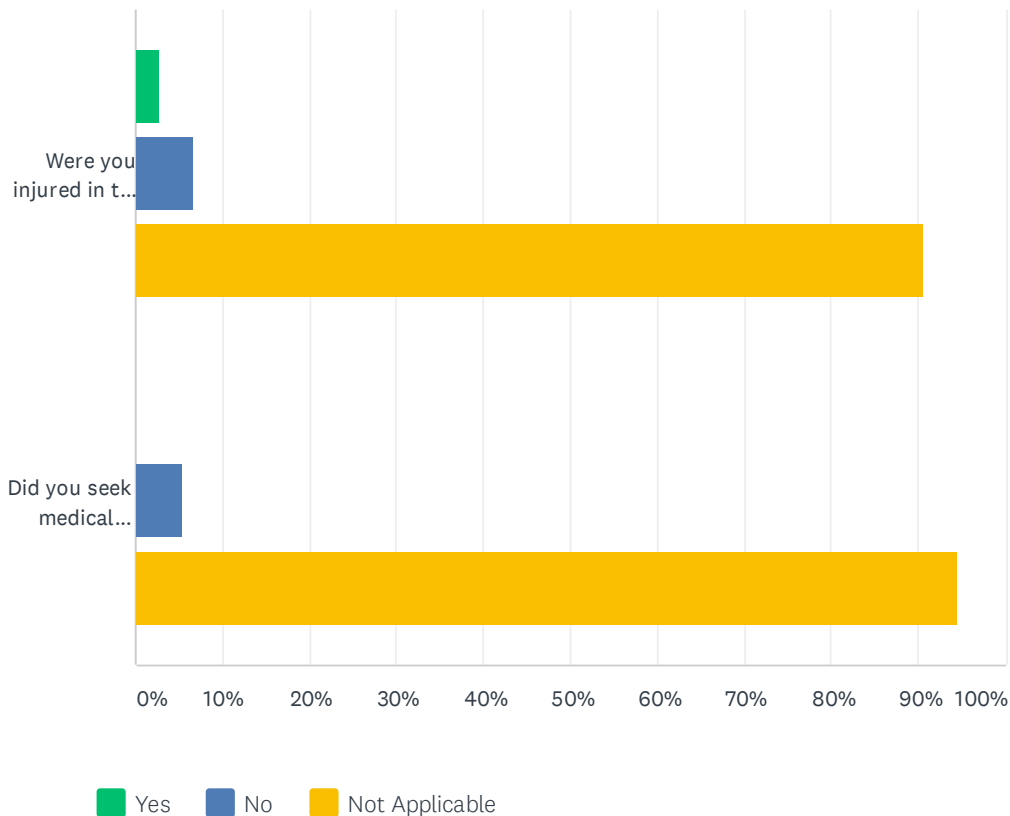
Answered: 74 Skipped: 32



ANSWER CHOICES	RESPONSES	
Extremely concerned	1.35%	1
Somewhat concerned	4.05%	3
Only a little concerned	0.00%	0
Not at all concerned	5.41%	4
Not applicable	89.19%	66
TOTAL		74

Q24 Please respond to the following:

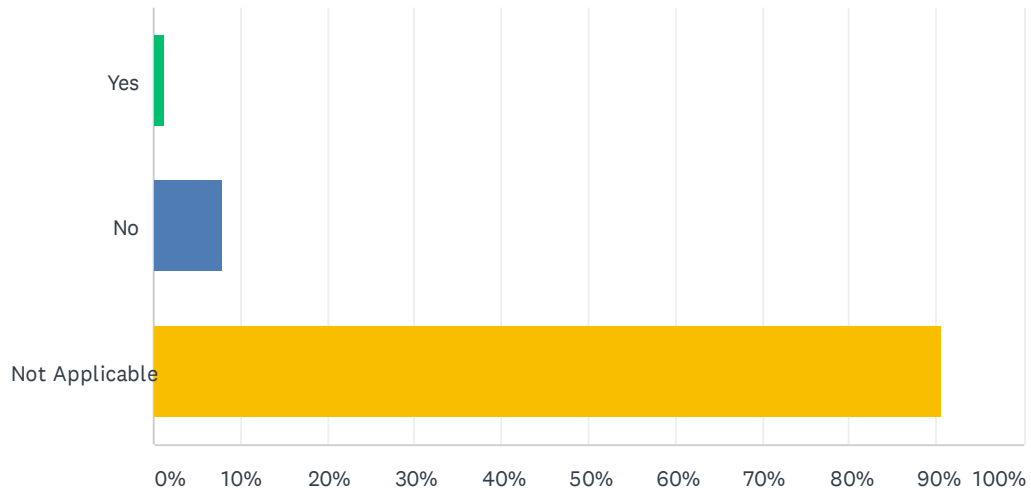
Answered: 74 Skipped: 32



	YES	NO	NOT APPLICABLE	TOTAL
Were you injured in the incident?	2.70% 2	6.76% 5	90.54% 67	74
Did you seek medical attention?	0.00% 0	5.41% 4	94.59% 70	74

Q25 Did you report any of these incidences?

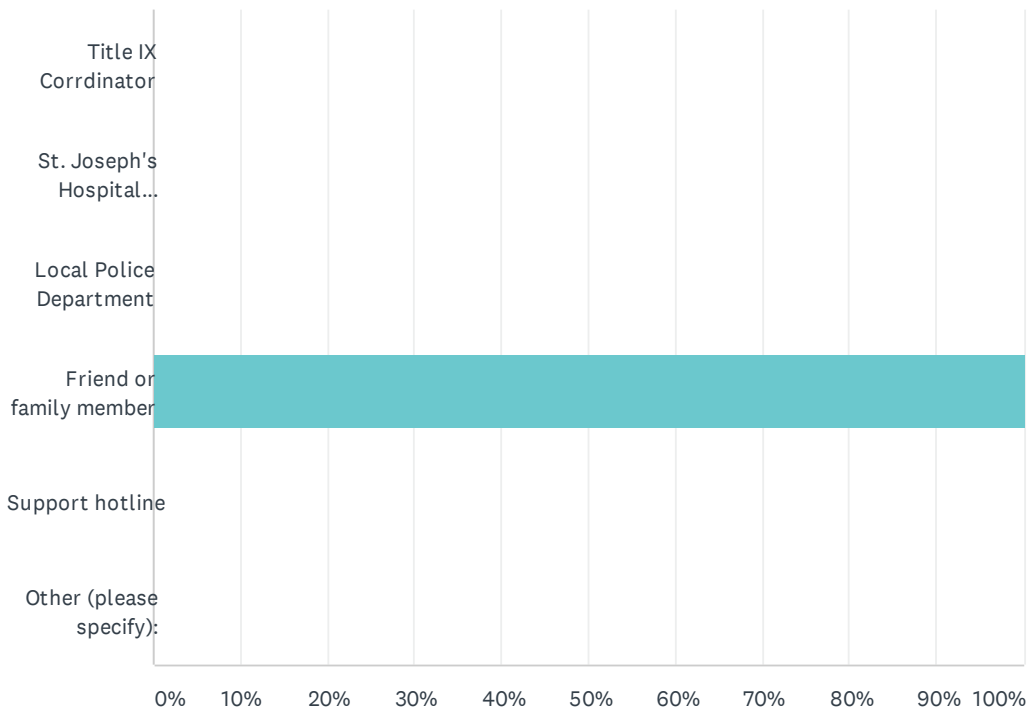
Answered: 75 Skipped: 31



ANSWER CHOICES	RESPONSES	
Yes	1.33%	1
No	8.00%	6
Not Applicable	90.67%	68
Total Respondents: 75		

Q26 Who did you report this incident to?

Answered: 1 Skipped: 105

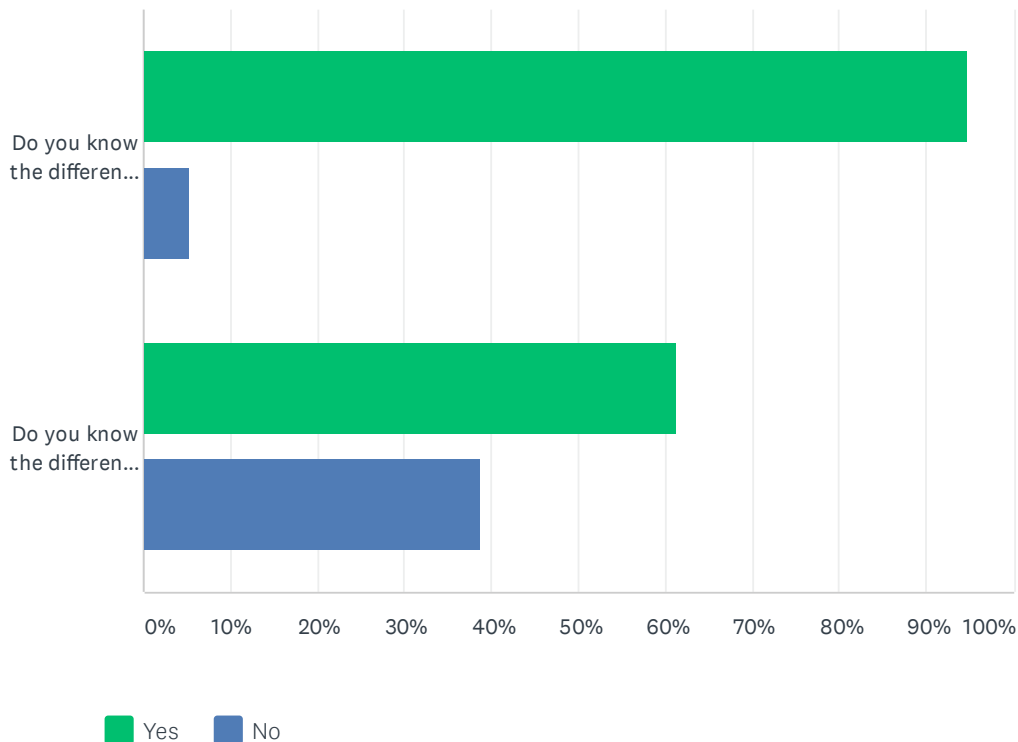


ANSWER CHOICES	RESPONSES
Title IX Corrdinator	0.00% 0
St. Joseph's Hospital Security	0.00% 0
Local Police Department	0.00% 0
Friend or family member	100.00% 1
Support hotline	0.00% 0
Other (please specify):	0.00% 0
TOTAL	1

#	OTHER (PLEASE SPECIFY):	DATE
	There are no responses.	

Q27 Please respond to the following:

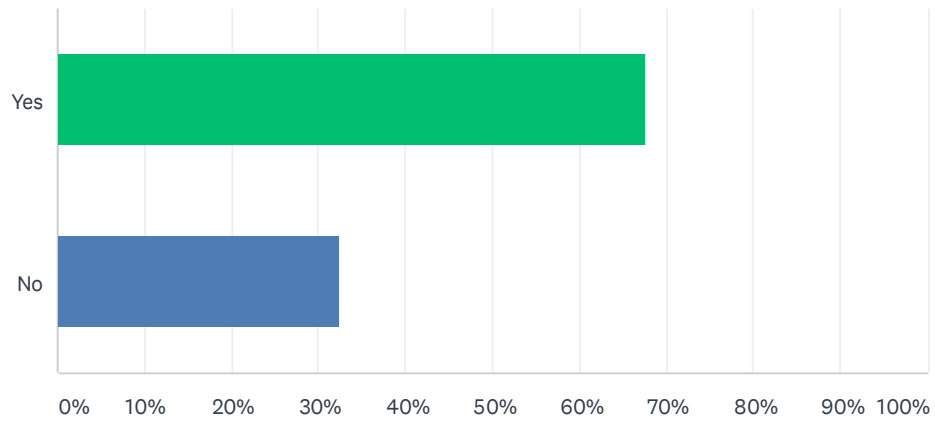
Answered: 77 Skipped: 29



	YES	NO	TOTAL	WEIGHTED AVERAGE
Do you know the difference between confidentiality and privacy?	94.81% 73	5.19% 4	77	1.05
Do you know the difference between penal law and institutional policy?	61.33% 46	38.67% 29	75	1.39

Q28 Do you know who the Title IX Coordinator is for St. Joseph's College of Nursing?

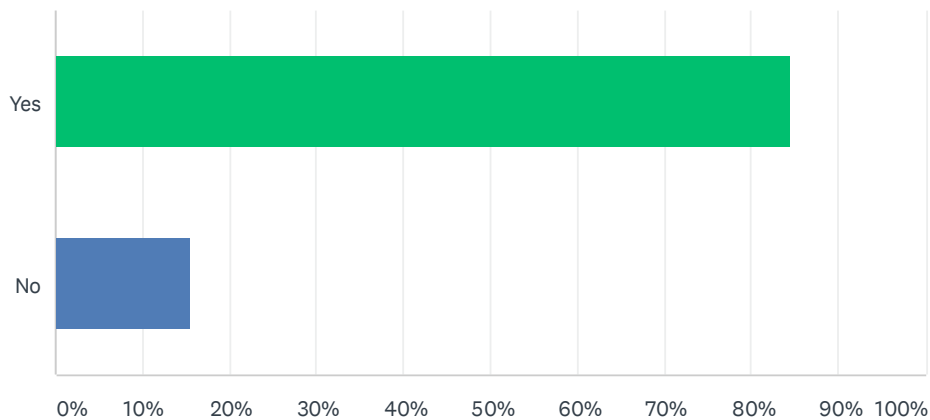
Answered: 77 Skipped: 29



ANSWER CHOICES	RESPONSES	
Yes	67.53%	52
No	32.47%	25
TOTAL		77

Q29 Have you received training in policies, procedures, and prevention regarding sexual assault?

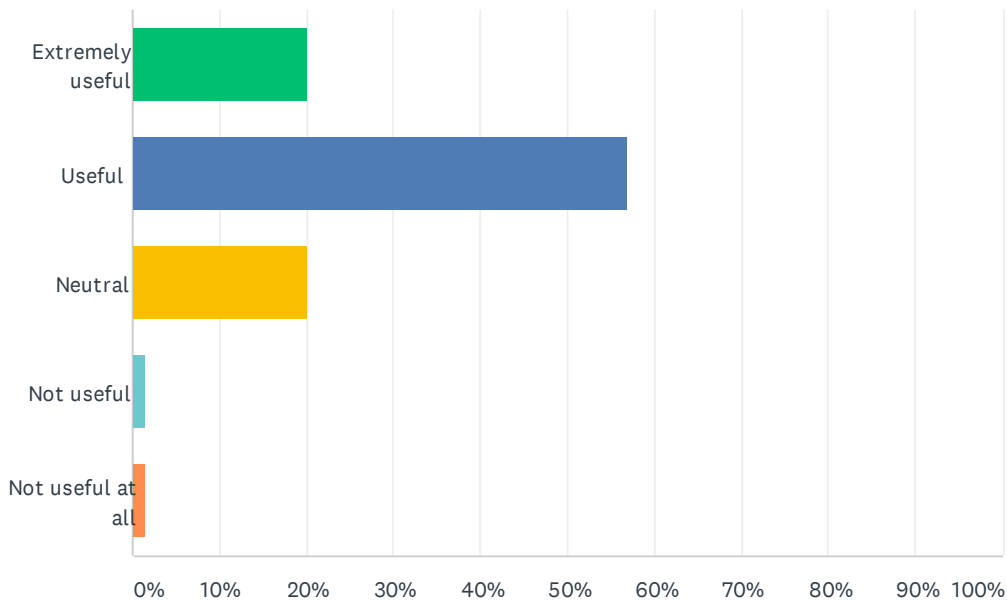
Answered: 77 Skipped: 29



ANSWER CHOICES	RESPONSES	
Yes	84.42%	65
No	15.58%	12
TOTAL		77

Q30 How useful did you think the training was?

Answered: 65 Skipped: 41



ANSWER CHOICES	RESPONSES	
Extremely useful	20.00%	13
Useful	56.92%	37
Neutral	20.00%	13
Not useful	1.54%	1
Not useful at all	1.54%	1
TOTAL		65

Q31 Do you have any suggestions or comments related to the survey, training, or overall climate of St. Joseph's College of Nursing:

Answered: 17 Skipped: 89

#	RESPONSES	DATE
1	none at this time	4/2/2021 11:31 AM
2	no	4/1/2021 5:25 PM
3	I think this school feels so much like a community	3/26/2021 9:07 AM
4	na	3/25/2021 9:29 AM
5	Nope	3/24/2021 4:16 PM
6	Have in-person sessions to help people feel more supported and talk about things.	3/24/2021 3:30 PM
7	No	3/22/2021 6:14 PM
8	For some of the questions about rape to put an "I don't know" option- some of the questions were hard to give a definitive answer for.	3/19/2021 1:20 PM
9	The only time I feel unsafe on campus is when I have to park far away from the building.	3/17/2021 5:15 PM
10	No	3/17/2021 4:47 PM
11	Nope	3/17/2021 3:20 PM
12	No	3/17/2021 2:41 PM
13	I feel safe at St Joseph's and would feel comfortable reporting an incident if necessary	3/17/2021 1:50 PM
14	not at this time	3/16/2021 1:21 PM
15	Maybe implement a "teach back" method at the end of the session to make sure everyone gets the key points	3/11/2021 9:37 AM
16	Issues like sexual misconduct and assault should be talked about more so that there is an environment where people feel comfortable bringing things up.	3/10/2021 2:27 PM
17	I received an unexpected and unwanted sexual comment from a stranger by an outside parking lot on campus. Because of this, I would feel safer if I would be allowed the privilege to park in the main garage (that is connected to the hospital campus).	3/10/2021 8:55 AM